

## PS-12350 12 Volt 35.0 AH

### Rechargeable Sealed Lead Acid Battery



We've Got The Power.™



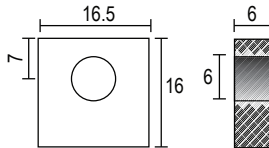
### Features

- Absorbent Glass Mat (AGM) technology for superior performance
- Valve regulated, spill proof construction allows safe operation in any position
- Power/volume ratio yielding unrivaled energy density
- Rugged impact resistant ABS case and cover (UL94-HB)
- Integrated ABS carrying handles for ease of movement
- Approved for transport by air. D.O.T., I.A.T.A., F.A.A. and C.A.B. certified
- U.L. recognized under file number MH 20845

### Terminals

(mm)

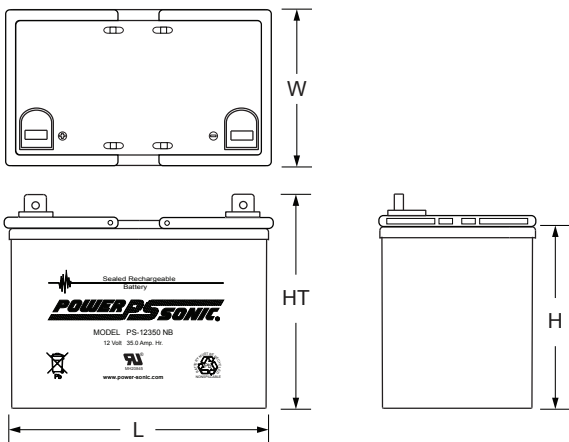
- NB3: Heavy duty terminal posts with nut and bolt fasteners



Torque: 3.9~5.4 Nxm

This model can be supplied with T6 button terminals, subject to inventory availability and lead in times.

### Physical Dimensions: in (mm)



L: 7.72 (196) W: 5.14 (131) H: 6.22 (158) HT: 7.00 (176)

Tolerances are +/- 0.04 in. (+/- 1mm) and +/- 0.08 in. (+/- 2mm) for height dimensions. All data subject to change without notice.

### Performance Specifications

**Nominal Voltage** ..... 12 volts (6 cells)

#### Nominal Capacity

|         |                        |         |
|---------|------------------------|---------|
| 20-hr.  | (1.75A to 10.50 volts) | 35.0 AH |
| 10-hr.  | (3.3A to 10.50 volts)  | 33.0 AH |
| 5-hr.   | (6.2A to 10.20 volts)  | 31.0 AH |
| 1-hr.   | (25A to 9.00 volts)    | 25.0 AH |
| 15-min. | (70A to 9.00 volts)    | 17.5 AH |

**Approximate Weight** ..... 24.70 lbs. (11.20 kg)

**Energy Density** (20-hr. rate) ..... 1.70 W-h/in<sup>3</sup> (103.84 W-h/l)

**Specific Energy** (20-hr. rate) ..... 17.00 W-h/lb (37.49 W-h/kg)

**Internal Resistance** (approx.) ..... 8 milliohms

**Max Discharge Current** (7 Min.) ..... 105.0 amperes

**Max Short-Duration Discharge Current** (10 Sec.) ..... 350.0 amperes

#### Shelf Life (% of nominal capacity at 68°F (20°C))

|          |     |
|----------|-----|
| 1 Month  | 97% |
| 3 Months | 91% |
| 6 Months | 83% |

#### Operating Temperature Range

|           |                               |
|-----------|-------------------------------|
| Charge    | -4°F (-20°C) to 122°F (50°C)  |
| Discharge | -40°F (-40°C) to 140°F (60°C) |

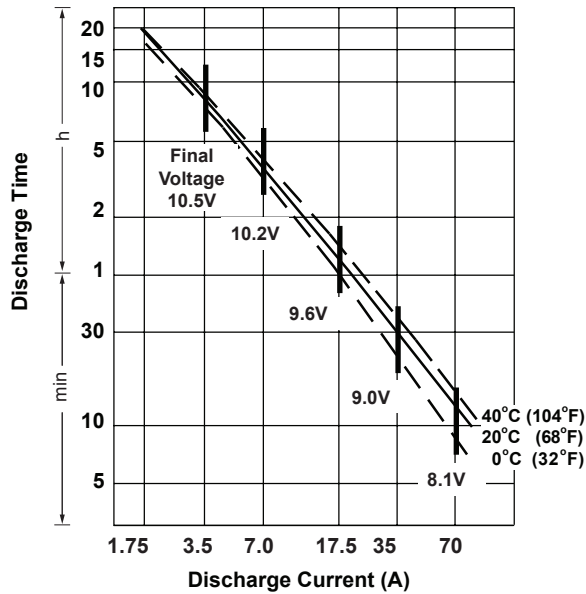
**Case** ..... ABS Plastic

**Power-Sonic Chargers** ..... PSC-124000A, 124000A-C

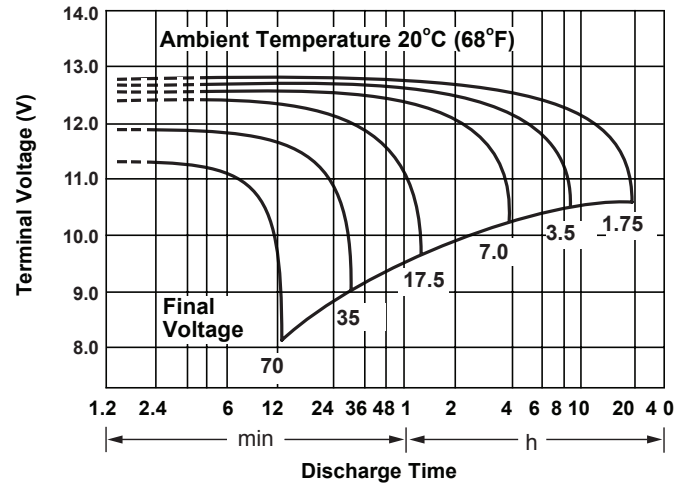
**Constant Power Discharge Ratings**

| MODEL           | FINAL VOLTAGE | WATTS PER CELL @ 25° C |        |        |        |        |        |        |
|-----------------|---------------|------------------------|--------|--------|--------|--------|--------|--------|
|                 |               | 5 MIN                  | 10 MIN | 15 MIN | 20 MIN | 30 MIN | 45 MIN | 60 MIN |
| <b>PS-12350</b> | 1.75          | 245                    | 170    | 133    | 108    | 80     | 60     | 45     |
|                 | 1.70          | 251                    | 174    | 136    | 110    | 82     | 61     | 47     |
|                 | 1.67          | 258                    | 176    | 139    | 113    | 83     | 62     | 48     |

**Discharge Time vs. Discharge Current**



**Discharge Characteristics**



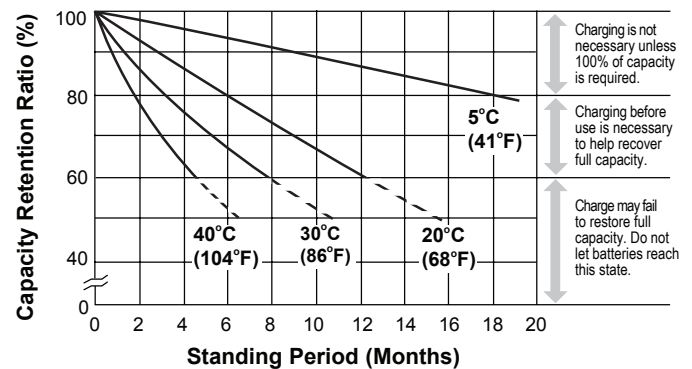
**Charging**

**Cycle Applications:** Limit initial current to 10.5A. Charge until battery voltage (under charge) reaches 14.4 to 14.7 volts at 68°F (20°C). Hold at 14.4 to 14.7 volts until current drops to under 350mA. Battery is fully charged under these conditions, and charger should be disconnected or switched to “float” voltage.

**“Float” or “Stand-By” Service:** Hold battery across constant voltage source of 13.5 to 13.8 volts continuously. When held at this voltage, the battery will seek its own current level and maintain itself in a fully charged condition.

**Note:** Due to the self-discharge characteristics of this type of battery, it is imperative that they be charged within 6 months of storage, otherwise permanent loss of capacity might occur as a result of sulfation.

**Shelf Life & Storage**



**Chargers**

Power-Sonic offers a wide range of chargers suitable for batteries up to 100AH. Please refer to the Charger Selection Guide in our specification sheets for “C-Series Switch Mode Chargers” and “Transformer Type A and F Series”. Please contact our Technical department for advice if you have difficulty in locating suitable models.

**Further Information**

Please refer to our website [www.power-sonic.com](http://www.power-sonic.com) for a complete range of useful downloads, such as product catalogs, material safety data sheets (MSDS), ISO certification, etc..

**Contact Information**

[www.power-sonic.com](http://www.power-sonic.com)

**DOMESTIC SALES**

Tel: +1-619-661-2020  
 Fax: +1-619-661-3650  
[national-sales@power-sonic.com](mailto:national-sales@power-sonic.com)

**CUSTOMER SERVICE**

Tel: +1-619-661-2030  
 Fax: +1-619-661-3648  
[customer-service@power-sonic.com](mailto:customer-service@power-sonic.com)

**TECHNICAL SUPPORT**

Tel: +1-619-661-2020  
 Fax: +1-619-661-3648  
[support@power-sonic.com](mailto:support@power-sonic.com)

**INTERNATIONAL SALES**

Tel: +1-650-364-5001  
 Fax: +1-650-366-3662  
[international-sales@power-sonic.com](mailto:international-sales@power-sonic.com)