

Powerful stuff comin' at ya!®

2009-2010 Battery Applications and Specifications




POWER **PS** SONIC® Super Sport Series





Sealed Maintenance Free Battery Features



High Performance Battery Features






Table Of Contents

Competitive Cross Reference ChaRT4-5

Battery Cross Reference Chart5

Terminal Configurations6

Battery Specifications7-9

Motorcycle Battery Applications9-15

All Terrain Vehicle Battery Applications15-17

European and other Motorcycle Battery Applications18-20

Snowmobile Battery Applications20-21

Scooter Battery Applications22-23

Utility Vehicle Battery Applications23

Personal Watercraft Battery Applications24

Riding Mower Battery Applications25

Battery hardware26-30

BATTERY SITTER & BATTERY RACK31

Import automotive battery specifications32

Powersport Battery Buying Guide32

Power-Sonic corporate offices, san diego, california



Disclaimer Statement:

These instructions are based on sound engineering principles, research, extensive field experience, and technical judgements of industry members, and are subject to change in light of developments in technology, field experience, and incoming fit data. Power-Sonic Corporation disclaims any representation or warranty, expressed or implied, concerning this catalog s data or recommendations, and in no event shall be liable for any loss or damage claimed to have arisen as a result of the use of data or from following the recommendation set forth in this catalog.

Please Note: Photos in this catalogue and on the cover depict highly skilled professional riders on closed courses. Do not try to attempt these maneuvers.



Competitive Cross Reference Chart

FACTORY SEALED/ SEALED MAINTENANCE FREE

Power-Sonic	Champion	Deka	Energizer	GS (JSB)	GS (ZYI)	Motocross	Napa	Sears	Wal-Mart	Yacht	Yuasa
PTR4A-BS	-	-	-	GTR4A-5	-	M62R4A	-	44151	-	-	YTR4A-BS
PTX4B-BS	-	-	-	-	-	M62T4B	-	44150	-	-	YT4B-BS
PTX4L-BS	4LBS	-	02077610	GT4L-BS	GTX4L-BS	M62X4B	740-1865	44015	-	CT4L-BS/ CTX4L-BS	YT4L-BS
PTX5L-BS	5LBS	-	-	GTX5L-BS	GTX5L-BS	M32X5B	740-1830	44022	-	CT5L-BS/ CTX5L-BS	YT5L-BS
PTZ5S	-	-	-	GTZ5S	-	-	-	-	-	-	-
PT7B-4	-	-	-	GT7B-4	-	M62T7B	-	44153	-	CT7B-4	YT7B-BS
PTX7A-BS	-	-	-	GTX7A-BS	GTX7A-BS	M32X7A	-	44023	-	CTX7A-BS	YT7A-BS
PTX7L-BS	-	-	-	GTX7L-BS	GTX7L-BS	M327BS	-	44024	-	CTX7L-BS	YT7L-BS
PTZ7S	-	-	-	GTZ7S	-	M727ZS	-	44200	-	CTZ7S	YTZ7S
PT9B-4	-	-	-	GT9B-4	-	M729B4	-	44206	-	CT9B-4	YT9B-4
PTR9-BS	-	-	-	-	-	M62R9B	-	44156	-	-	YTR9-BS
PTX9-BS	9BS	ETX9	02420400	GTX9-BS	GTX9-BS	M329BS/ M429BS	740-1825	44025	ES9BS	CTX9-BS	YTX9-BS
PTZ10S	-	-	-	GTZ10S	-	M7210A	-	44210	-	CTZ10S	YTZ10S
PT12B-4	-	-	-	GT12B-4	GT12B-4	M6212B	-	44159	-	CT12B-4	YT12B-BS
PTX12A-BS	-	-	-	-	-	M32ABS	-	-	-	CT12A-BS	YT12A-BS
PTX12-BS	12BS	ETX12	02078210	GTX12-BS	GTX12-BS	M3RH2S/ M4RH2S	740-1866	44016	ES12BS	CTX12-BS	YTX12-BS
PTZ12S	-	-	-	GTZ12S	-	M7212A	-	44215	-	-	YTZ12S
PT14B-4	-	-	-	GT14-B4	-	M724B4	-	44220	-	CT14B-4	YT14B-4
PTX14-BS	14BS	ETX14	02420500	-	GTX14-BS	M3RH4S/ M4RH4S	740-1886	44017	ES14BS	CTX14-BS	YTX14-BS
PTX14L-BS	-	-	-	-	-	-	-	-	-	-	YTX14L-BS
PTX14AH-BS	-	ETX15	-	-	GT14-BS	M62H4A/ M72H4A	-	44004	-	-	YTX14AH-BS
PTX14AHL-BS	-	ETX15L	-	-	GT14L-BS	M62H4L/ M72H4L	-	44005	-	-	YTXAHL-BS
PTZ14S	-	-	-	GTZ14S	-	M72Z14	-	44217	-	-	YTZ14BS
PTX15L-BS	-	-	-	-	-	M6215L	-	44162	-	CTX15L-BS	YTX15L-BS
PTX16-BS	-	-	-	-	-	M32X6S	-	44020	-	CTX16-BS	YTX16-BS
PTX16-BS-1	-	-	-	-	-	M32X61	-	44019	-	CTX16-BS-1	YTX16-BS-1
PTX18L-BS	-	ETX18L	-	-	GTX18L-BS	-	740-1889	44006	-	CTX18L-BS	-
PTX19-BS	-	ETX16	-	-	GT16-BS	-	740-1887	-	-	CTX19-BS	-
PTX19L-BS	-	ETX16L	-	-	GT16L-BS	-	740-1888	-	-	CTX19L-BS	-
PTX19CL-BS	-	ETX16L	-	-	GT16L-BS	-	-	-	-	-	-
PTX20-BS	-	-	-	-	GTX20-BS	M32RBS/ M42RBS	740-1824	44028	-	CTX20-BS	YTX20-BS
PTX20L-BS	20L-BS	ETX20L	-	-	GTX20L-BS	M320BS/ M4220BS	740-1890	44027	ES20LBS	CTX20L-BS	YTX20L-BS
PIX30L-BS	-	-	-	-	-	M7230L	-	-	-	CTX30L	YIX30L
PIX30CL-BS	-	-	-	-	-	-	-	-	-	-	-
PIX50-BS	-	-	-	-	-	-	-	-	-	CTX18-BS	-
PIX50L-BS	-	ETX18L	-	-	GTX18L-BS	M6250H/ M7250H	740-1889	44006	-	CTX18L-BS/ CTX24HL-BS	YTX24HL-BS

HIGH PERFORMANCE

Power-Sonic	Champion	Deka	Energizer	GS (JSB)	GS (ZYI)	Motocross	Napa	Sears	Wal-Mart	Yacht	Yuasa
CB2.5L-C	-	-	-	GM2.5A-3C-3	CB2.5L-C	M225LC/ M325LC	-	44035	-	CB2.5L-C	YB2.5L-C
CB2.5L-C-1	-	-	-	GM2.5A-3C-1	CB2.5L-C-1	M22LC1/ M32LC1	-	44036	-	CB2.5L-C-1	YB2.5L-C-1
CB3L-A	-	-	-	GM3-3A	CB3L-A	M223LA/ M323LA	-	44037	-	CB3L-A	YB3L-A
CB3L-B	-	-	-	GM3-3B	CB3L-B	M223LB	-	44038	-	CB3L-B	YB3L-B
CB4L-A	-	-	-	GM4A-3B	CB4L-A	M224LA	-	44039	-	CB4L-A	YB4L-A
CB4L-B	4LB	-	-	GM4-3B	CB4L-B	M224LB/ M324LB	740-1861	44014	-	CB4L-B	YB4L-B
CB5L-B	-	-	02420300	GM5Z-3B	CB5L-B	M225LB/ M325LB	740-1868	44353	-	CB5L-B	YB5L-B
CB7-A	-	-	-	GM7Z-4A	CB7-A	M227AY	-	44040	-	CB7-A	YB7-A
CB7C-A	-	-	-	GM7CZ-3D	-	M227CY	-	44041	-	CB7C-A	YB7C-A
CB7L-B	-	-	-	GM7-3B-1	CB7L-B	M2273Y	-	44042	-	CB7L-B	YB7L-B
CB9A-A	9AA	-	-	GM9AZ-4A	CB9A-A	M229AY/ M329AY	740-1872	44043	-	CB9A-A	YB9A-A
CB9L-A2	-	-	-	-	CB9L-A2	M2292Y	-	44044	-	CB9L-A2	YB9L-A2
CB9-B	-	-	02071980	GM9Z-4B	CB9-B	M229BY/ M329BY	740-1858	44356	-	CB9-B	YB9-B
CB9L-B	9LB	-	-	GM9Z-3B	CB9L-B	M229LY/ M329LY	740-1837	44045	-	CB9L-B	YB9L-B
CB10A-A2	-	-	-	-	CB10A-A2	M221AY/ M321AY	740-1842	44046	-	CB10A-A2	YB10A-A2
CB10L-A2	10LA2	-	02073210	GM10Z-3A	CB10L-A2	M2210Y/ M3210Y	740-1857	44355	ES10LA2	CB10L-A2	YB10L-A2
CB10L-B	-	-	-	GM10-3B	CB10L-B	M221LB/ M321LB	740-1831	44047	-	CB10L-B	YB10L-B
CB10L-B2	-	-	-	-	CB10L-B2	M221L2	-	44048	-	CB10L-B2	YB10L-B2
CB12A-A	12AA	-	02074490	GM12AZ-4A-1	CB12A-A	M2212Y/ M3212Y	740-1854	44358	ES12AA	CB12A-A	YB12A-A
CB12AL-A	12ALA	-	-	GM12AZ-3A-1	CB12AL-A	M2221Y/ M3221Y	740-1873	44052	-	CB12AL-A	YB12AL-A
CB12AL-A2	-	-	-	-	-	M22212	-	-	-	CB12AL-A2	YB12AL-A2
CB12A-B	-	-	-	-	-	M222AB	-	44053	-	CB12A-B	YB12A-B
CB12B-B2	-	-	-	GM12B-4B	CB12B-B2	M221B2	-	44054	-	CB12B-B2	YB12B-B2
CB12C-A	-	-	-	GM12CZ-4A-2	CB12C-A	M222CA	740-1823	44055	-	CB12C-A	YB12C-A
CB14A-2	-	-	02074520	GM14Z-4A	CB14A-2	M2214H/ M3214H	740-1864	44363	-	CB14A-2	YB14A-2
CB14A-A	14AA1	-	-	GM14AZ-4A	CB14A-A	M224A1/ M324A1	740-1826	44056	-	CB14A-A1	YB14A-A1
CB14A-A2	14AA2	-	02074650	GM14AZ-4A-1	CB14A-A2	M2214A/ M3214A	740-1860	44361	ES14AA2	CB14A-A2	YB14A-A2
CB14L-A1	-	-	-	GM14Z-3A-1	CB14L-A1	M22141	-	44057	-	CB14L-A1	YB14L-A1
CB14L-A2	14LA2	-	02074780	GM14Z-3A	CB14L-A2	M2214Y/ M3214Y	740-1851	44364	ES14LA2	CB14L-A2	YB14L-A2
CB14L-B2	-	-	-	GM14Z-3B	CB14L-B2	M2214B	740-1828	44059	-	CB14L-B2	YB14L-B2
CB14-B2	-	-	-	-	CB14-B2	M224B2	-	44060	-	CB14-B2	YB14B-2
SCB14L-A2	-	-	-	-	SCB14L-A2	M2214S	-	44061	-	SCB14L-A2	SYB14L-A2
SCB14L-B2	-	-	-	-	SCB14L-B2	M22B4S	-	44062	-	SCB14L-B2	SYB14L-B2
CB16AL-A2	16ALA2	-	-	GM16A-3A	CB16AL-A2	M2216Z/ M3216Z	740-1877	44063	-	CB16AL-A2	YB16AL-A2
HCB16A-AB	16AA	-	-	GM16-T	HCB16A-A	M22H6B/ M32H6B	740-1867	44064	-	HCB16A-A/ HCB16A-AB	HYB16A-AB
CB16-B	16B	-	02074940	GM16Z-4BH	CB16-B	M2216Y/ M3216Y	740-1852	44366	ES16B	CB16-B	YB16-B
CB16L-B	16LB	-	-	GM16Z-3B	CB16L-B	M2216K/ M3216K	740-1827	44065	-	CB16L-B	YB16L-B
CB16-B-LM	-	-	02420700	-	-	M2216C/ M3216C	-	44029	-	CB16-B-LM	YB16-B-CX
CB16HL-A-LM	-	-	02420600	-	-	M2H16C/ M3H16C	-	44369	-	CB16HL-A-LM	YB16HL-A-CX
CB16B-A	-	-	-	GM16B-4A	-	M2216B	-	44066	-	CB16B-A	YB16B-A
CB16B-A1	-	-	-	-	-	M22161	-	44067	-	CB16B-A1	YB16B-A1
CB16CL-B	16CLB	-	02077580	GM16AZ-3B	CB16CL-B	M2S6CL/ M3S6CL	740-1862	44001	ES16CLB	CB16CL-B	YB16CL-B
CB18-A	-	-	-	GM18A-4A	CB18-A	M2281Y/ M3281Y	740-1874	44070	-	CB18-A	YB18-A
CB18L-A	18LA	-	-	GM18A-3A	CB18L-A	M2218L/ M3218L	740-1871	44071	-	CB18L-A	YB18L-A
C50-N18A-A	-	-	-	-	-	M228AY	-	44072	-	C50-N18A-A	Y50-N18A-A
C50-N18L-A3	18LA2	-	02420200	GM18Z-3A(S)	C50-N18L-A3	M2218Y/ M3218Y/ M228A3/ M328A3	740-1855	44359	ES50N18LA3	C50-N18L-A/ C50-N18L-A3	Y50-N18L-A/ Y50-N18L-A3





Competitive Cross Reference Chart

HIGH PERFORMANCE (CONT.)

Table with 12 columns: Power-Sonic, Champion, Deka, Energizer, GS (JSB), GS (ZYI), Motocross, Napa, Sears, Wal-Mart, Yacht, Yuasa. Lists various battery models and their cross-references.

Conventional

Table with 12 columns: Power-Sonic, Champion, Deka, Energizer, GS (JSB), GS (ZYI), Motocross, Napa, Sears, Wal-Mart, Yacht, Yuasa. Lists various battery models and their cross-references.

Battery Cross Reference Chart

Table with 6 columns: FACTORY ACTIVATED MAINTENANCE FREE, SEALED MAINTENANCE FREE UPGRADE, SEALED MAINTENANCE FREE, LOW MAINTENANCE, HIGH PERFORMANCE, CONVENTIONAL. Lists various battery models and their cross-references.

* The PTX20 series batteries may be used as an optional upgrade, but some modification to the hold down may be necessary. See battery label for retrofit cautions.

Top and front terminal mounts only.

* Top and side terminal mounts only.

† Eliminates need for sensor (needs to be disabled).



Terminal Configurations

Terminal shapes vary from one battery to another. By identifying the correct replacement battery from the listing in this book, you are assured of the proper terminal configuration. For custom applications, refer to the following chart to identify terminal shape and corresponding batteries.

TERMINAL TYPE	FRONT	SIDE	TOP	BATTERY TYPE
1				CB14L-A1, PTX16-BS-1
2				CB9L-A2, CB16AL-A2, 12N5.5-4A
3				CB7C-A, CB7L-B, C60-N24-A, C60-N24L-A, C60-N24AL-B, 12N24-3
4				PTX14AHBS-FS, PTX14AHLBS-FS, PTX15LBS-FS, PTX20BS-FS, PTX20LBS-FS, PIX50LBS-FS, PTX14AH-BS, PTX14AHL-BS, PTX15L-BS, PTX16-BS, PTX18L-BS, PTX20CH-BS, PTX20-BS, PTX20L-BS, PIX50-BS, PIX50L-BS, CB12C-A, CB16B-A, C50-N18L-A3, CB30L-B, CB30CL-B
5				PTX4LBS-FS, PTX5LBS-FS, PTZ5S, PT6.5L-BS, PTX7ABS-FS, PTX7LBS-FS, PTZ7S, PTX9BS-FS, PTX12BS-FS, PTX14BS-FS, PTX14LBS-FS, PTX19CLB-FS, PIX30LBS-FS, PIX30CLB-FS, PTX4L-BS, PTX5L-BS, PTX7A-BS, PTX7L-BS, PTX9-BS, PTX12-BS, PTX14-BS, PTX14L-BS, PTX19CL-BS, PIX30L-BS, PIX30CL-BS, CB4L-A, CB4L-B, CB16CL-B
6				PT9A-BS, PTX19BS-FS, PTX19LBS-FS, PTX19-BS, PTX19L-BS, CB16-B-LM, CB16HL-A-LM, CB3L-A, CB3L-B, CB5L-B, CB7-A, CB9-B, CB9A-A, CB9L-B, CB10L-B, CB12A-A, CB12AL-A, CB12A-B, CB14A-A, CB16-B, CB16L-B, 6N6-3B, 6N6-3B-1, 6CB8L-B, 6N11-2D, 6N11A-1B, 6N12A-2D, B38-6A, B39-6, B54-6, 12N5-3B, 12N5-4B, 12N5.5-3B, 12N5.5A-3B, 12N7-4A, 12N7-3B, 12N7D-3B, 12N7-4B, 12N9-3A-1, 12N9-3B, 12N9-4B-1, 12N10-3A, 12N10-3A-1, 12N12A-4A-1
7				C50-N18L-A-LM, CB16B-A1, HCB16A-AB, CB18-A, CB18L-A, C50-N18A-A, SC50-N18L-AT
8				CB10A-A2, CB10L-A2, CB10L-B2, CB12AL-A2, CB12B-B2, CB14A-2, CB14A-A2, CB14B-2, CB14L-A2, CB14L-B2, SCB14L-A2, SCB14L-B2, 12N11-3A-1, 12N14-3A
9				CHD4-12
10				51814, 51913, 53030, 51913-FS
11				PT6B-3, PT7B-4, PT9B-4, PTZ10S, PT12B-4, PTZ12S, PT14B-4, PTZ14S, PTR9-BS, PTX12A-BS
12				PTR4A-BS
13				PTX4B-BS
14				U1(9), U1R(9), P11U1LD-FS





Battery Specifications

FACTORY ACTIVATED MAINTENANCE FREE

Table with columns: Type, Voltage (V), Capacity at 10HR (Ah), CCA @ 0° F (-18° C), Apprx. Weight w/ Acid (Lbs.), Acid Volume (Oz.), Regular Charge Current (Ah), Terminal Type (See Page 6), Dimensions in Inches (+/- 1/16 In.) (Length, Width, Height), Dimensions In Millimeters (+/- 2 mm.) (Length, Width, Height), Assembly Figure (per cover polarity).

*Maintenance Free Gel Technology

Due to the self-discharge characteristics of this type of battery, it is imperative that they be charged within 6 months of storage, otherwise permanent loss of capacity might occur as a result of sulfation. To prolong shelf life without charging, store batteries at 50°F (10°C) or less.

SEALED MAINTENANCE FREE

Table with columns: Type, Voltage (V), Capacity at 10HR (Ah), CCA @ 0° F (-18° C), Apprx. Weight w/o Acid (Lbs.), Acid Volume (Oz.), Regular Charge Current (Ah), Terminal Type (See Page 6), Dimensions in Inches (+/- 1/16 In.) (Length, Width, Height), Dimensions In Millimeters (+/- 2 mm.) (Length, Width, Height), Assembly Figure (per cover polarity).

LOW MAINTENANCE

Table with columns: Type, Voltage (V), Capacity at 10HR (Ah), CCA @ 0° F (-18° C), Apprx. Weight w/o Acid (Lbs.), Acid Volume (Oz.), Regular Charge Current (Ah), Terminal Type (See Page 6), Dimensions in Inches (+/- 1/16 In.) (Length, Width, Height), Dimensions In Millimeters (+/- 2 mm.) (Length, Width, Height), Assembly Figure (per cover polarity).



Battery Specifications

HIGH PERFORMANCE

Type	Voltage (V)	Capacity at 10HR (Ah)	CCA @ 0° F (-18° C)	Apprx. Weight w/o Acid (Lbs.)	Acid Volume (Oz.)	Regular Charge Current (Ah)	Terminal Type (See Page 6)	Dimensions in Inches (+/- 1/16 In.)			Dimensions In Millimeters (+/- 2 mm.)			Assembly Figure (per cover polarity)
								Length	Width	Height	Length	Width	Height	
CB2.5L-C	12	2.5	25	1.7	8.1	0.3	-	3 3/16	2 3/4	4 1/8	80	70	105	
CB2.5L-C-1	12	2.5	25	1.7	8.1	0.3	-	3 3/16	2 3/4	4 1/8	80	70	105	
CB3L-A	12	3	32	2.5	8.1	0.3	6	3 7/8	2 1/4	4 3/8	98	56	110	
CB3L-B	12	3	32	2.5	8.1	0.3	6	3 7/8	2 1/4	4 3/8	98	56	110	
CB4L-A	12	4	50	2.8	10.1	0.4	5	4 3/4	2 3/4	3 5/8	120	70	92	
CB4L-B	12	4	50	2.8	10.1	0.4	5	4 3/4	2 3/4	3 5/8	120	70	92	
CB5L-B	12	5	55	3.5	12.2	0.5	6	4 3/4	2 3/8	5 1/8	120	60	130	
CB7-A	12	8	90	5.1	20.3	0.8	6	5 5/16	3	5 1/4	135	75	133	
CB7C-A	12	7	80	5.1	20.3	0.8	3	5 1/8	3 9/16	4 1/2	130	90	114	
CB7L-B	12	8	90	5.1	20.3	0.8	3	5 5/16	3	5 1/4	135	75	133	
CB9-B	12	9	130	5.3	20.3	0.9	6	5 5/16	3	5 1/2	135	75	139	
CB9A-A	12	9	130	5.3	20.3	0.9	6	5 5/16	3	6 1/8	135	75	155	
CB9L-A2	12	9	130	5.3	20.3	0.9	2	5 5/16	3	5 1/2	135	75	139	
CB9L-B	12	9	130	5.3	20.3	0.9	6	5 5/16	3	5 1/2	135	75	139	
CB10A-A2	12	11	160	7.0	27.0	1.1	8	5 5/16	3 9/16	6 1/8	135	90	155	
CB10L-A2	12	11	160	7.0	27.0	1.1	8	5 5/16	3 9/16	5 3/4	135	90	145	
CB10L-B	12	11	160	7.0	27.0	1.1	6	5 5/16	3 9/16	5 3/4	135	90	145	
CB10L-B2	12	11	160	7.0	27.0	1.1	8	5 5/16	3 9/16	5 3/4	135	90	145	
CB12A-A1	12	12	165	6.8	27.0	1.2	6	5 5/16	3 3/16	6 5/16	134	80	160	
CB12AL-A	12	12	165	6.8	25.4	1.2	6	5 5/16	3 3/16	5 5/16	134	80	160	
CB12AL-A2	12	12	165	6.8	25.4	1.2	8	5 5/16	3 3/16	6 5/16	134	80	160	
CB12A-B	12	12	165	6.8	25.4	1.2	6	5 5/16	3 3/16	6 5/16	134	80	160	
CB12B-B2	12	13	165	7.1	27.0	1.2	8	6 5/16	3 9/16	5 1/8	160	90	130	
CB12C-A	12	13	165	7.1	27.0	1.2	4	5 5/16	3 3/16	6 7/8	134	80	175	
CB14-A2	12	14	190	7.6	30.4	1.4	8	5 5/16	3 1/2	6 9/16	134	89	166	
CB14A-A	12	14	190	7.9	30.4	1.4	6	5 5/16	3 1/2	6 15/16	134	89	176	
CB14A-A2	12	14	190	7.9	30.4	1.4	8	5 5/16	3 1/2	6 15/16	134	89	176	
CB14-B2	12	14	190	7.6	30.4	1.4	8	5 5/16	3 1/2	6 9/16	134	89	166	
CB14L-A1	12	14	190	7.6	30.4	1.4	1	5 5/16	3 1/2	6 9/16	134	89	166	
CB14L-A2	12	14	190	7.6	30.4	1.4	8	5 5/16	3 1/2	6 9/16	134	89	166	
CB14L-B2	12	14	190	7.6	30.4	1.4	8	5 5/16	3 1/2	6 9/16	134	89	166	
SCB14L-A2*	12	14	190	7.6	30.4	1.4	8	5 5/16	3 1/2	6 9/16	134	89	166	
SCB14L-B2*	12	14	190	7.6	30.4	1.4	8	5 5/16	3 1/2	6 9/16	134	89	166	
CB16-B	12	19	240	10.5	40.6	1.9	6	6 7/8	4	6 1/8	175	100	155	
CB16B-A	12	16	175	8.4	33.8	1.6	4	6 5/16	3 9/16	6 3/8	160	90	161	
CB16B-A1	12	16	175	8.4	33.8	1.6	7	6 5/16	3 9/16	6 3/8	160	90	161	
CB16AL-A2	12	16	175	8.6	37.2	1.6	2	8 1/8	2 13/16	6 7/16	207	71.5	164	
CB16CL-B	12	19	240	10.1	40.6	1.9	5	6 7/8	4	6 7/8	175	100	175	
CB16L-B1	12	19	240	10.5	40.6	1.9	6	6 7/8	4	6 1/8	175	100	155	
HCB16A-AB	12	16	150	8.5	30.4	1.6	7	6	3 5/8	7 1/16	151	91	180	
CB18-A	12	18	235	9.4	40.6	1.8	7	7 1/8	3 9/16	6 3/8	180	90	162	
CB18L-A	12	18	235	9.4	40.6	1.8	7	7 1/8	3 9/16	6 3/8	180	90	162	
C50-N18A-A	12	20	260	11.2	50.7	2.0	7	8 1/8	3 9/16	6 15/16	205	90	176	
C50-N18L-A3	12	20	260	11.2	47.3	2.0	4	8 1/8	3 9/16	6 3/8	205	90	162	
SC50-N18L-AT*	12	20	260	11.2	47.3	2.0	7	8 1/8	3 9/16	6 3/8	205	90	162	
C60-N24-A	12	28	280	14.4	57.5	2.8	3	7 1/4	4 7/8	6 7/8	184	124	175	
C60-N24L-A	12	28	280	14.4	57.5	2.8	3	7 1/4	4 7/8	6 7/8	184	124	175	
C60-N24L-B	12	28	280	14.4	57.5	2.8	3	7 1/4	4 7/8	6 7/8	184	124	175	
CB30L-B	12	30	300	14.1	57.5	3.0	4	6 5/8	5 3/16	6 15/16	168	132	176	
CB30CL-B	12	30	300	14.5	57.5	3.0	4	6 5/8	5 3/16	7 9/16	168	132	192	
51814	12	19*	190	9.4	33.8	1.3	10	7 7/16	3 1/4	6 7/8	186	82	171	
51913	12	19*	190	9.4	33.8	1.9	10	7 7/16	3 1/4	6 7/8	186	82	171	
53030	12	30*	300	16.1	54.1	3.0	10	7 7/16	5 1/8	6 7/8	186	130	171	

CONVENTIONAL 6 VOLT

Type	Voltage (V)	Capacity at 10HR (Ah)	CCA @ 0° F (-18° C)	Apprx. Weight w/o Acid (Lbs.)	Acid Volume (Oz.)	Regular Charge Current (Ah)	Terminal Type (See Page 6)	Dimensions in Inches (+/- 1/16 In.)			Dimensions In Millimeters (+/- 2 mm.)			Assembly Figure (per cover polarity)
								Length	Width	Height	Length	Width	Height	
6N2-2A	6	2	16	1.0	3.4	0.2	-	2 3/4	1 7/8	3 3/4	70	47	96	
6N2-2A-1	6	2	16	1.0	3.4	0.2	-	2 3/4	1 7/8	3 3/4	70	47	96	
6N2-2A-3	6	2	16	1.0	3.4	0.2	-	2 3/4	1 7/8	3 3/4	70	47	96	
6N2-2A-4	6	2	16	1.0	3.4	0.2	-	2 3/4	1 7/8	3 3/4	70	47	96	
6N2-2A-8	6	2	16	1.0	3.4	0.2	-	2 3/4	1 7/8	3 3/4	70	47	96	
6N2A-2C	6	2	16	1.0	3.4	0.2	-	2 3/4	1 7/8	4 3/16	70	47	106	
6N2A-2C-3	6	2	16	1.0	3.4	0.2	-	2 3/4	1 7/8	4 3/16	70	47	106	
6N4-2A	6	4	24	1.3	6.8	0.4	-	2 13/16	2 13/16	3 3/4	71	71	96	
6N4-2A-2	6	4	24	1.3	6.8	0.4	-	2 13/16	2 13/16	3 3/4	71	71	96	
6N4-2A-3	6	4	24	1.3	6.8	0.4	-	2 13/16	2 13/16	3 3/4	71	71	96	
6N4-2A-4	6	4	24	1.3	6.8	0.4	-	2 13/16	2 13/16	3 3/4	71	71	96	
6N4-2A-5	6	4	24	1.3	6.8	0.4	-	2 13/16	2 13/16	3 3/4	71	71	96	
6N4-2A-8 (6)	6	4	24	1.3	6.8	0.4	-	2 13/16	2 13/16	3 3/4	71	71	96	
6N4A-4D	6	4	32	1.7	6.8	0.4	-	2 3/8	2 1/4	5 1/8	61	57	131	
6N4B-2A	6	4	32	1.7	6.8	0.4	-	4	1 7/8	3 3/4	102	48	96	
6N4B-2A-3	6	4	32	1.7	6.8	0.4	-	4	1 7/8	3 3/4	102	48	96	
6N4B-2A-5	6	4	32	1.7	6.8	0.4	-	4	1 7/8	3 3/4	102	48	96	
6N4C-1B	6	4	32	1.7	6.8	0.4	-	2 13/16	2 13/16	4 1/8	71	71	105	
6N5.5-1D	6	5.5	44	1.8	10.1	0.6	-	3 9/16	2 3/4	3 15/16	90	70	100	
6N5.5-1D-1	6	5.5	44	1.8	10.1	0.6	-	3 9/16	2 3/4	3 15/16	90	70	100	
6N6-1B	6	6	48	2.0	10.1	0.6	-	3 7/8	2 1/4	4 3/8	99	57	111	
6N6-1D-2	6	6	48	2.0	10.1	0.6	-	3 7/8	2 1/4	4 3/8	99	57	111	

* This battery includes a sensor

† Sensor available for this battery



Battery Specifications

CONVENTIONAL 6 VOLT (Continued)

Table with columns: Type, Voltage (V), Capacity at 10HR (Ah), CCA @ 0° F (-18° C), Apprx. Weight w/o Acid (Lbs.), Acid Volume (Oz.), Regular Charge Current (Ah), Terminal Type (See Page 6), Dimensions in Inches (Length, Width, Height), Dimensions in Millimeters (Length, Width, Height), Assembly Figure (per cover polarity).

CONVENTIONAL 12 VOLT

Table with columns: Type, Voltage (V), Capacity at 10HR (Ah), CCA @ 0° F (-18° C), Apprx. Weight w/o Acid (Lbs.), Acid Volume (Oz.), Regular Charge Current (Ah), Terminal Type (See Page 6), Dimensions in Inches (Length, Width, Height), Dimensions in Millimeters (Length, Width, Height), Assembly Figure (per cover polarity).

LAWN & GARDEN

Table with columns: Type, Voltage (V), Capacity at 10HR (Ah), CCA @ 0° F (-18° C), Apprx. Weight w/o Acid (Lbs.), Acid Volume (Oz.), Regular Charge Current (Ah), Terminal Type (See Page 6), Dimensions in Inches (Length, Width, Height), Dimensions in Millimeters (Length, Width, Height), Assembly Figure (per cover polarity).

* @ 20 hr. rate

Motorcycle Battery Applications

BUELL

Table with columns: cc, Model, Year, Factory Sealed Maintenance Free, Sealed Maintenance Free, High Performance, Conventional.

CANNONDALE

Table with columns: cc, Model, Year, Factory Sealed Maintenance Free, Sealed Maintenance Free, High Performance, Conventional.

EXCELSIOR-HENDERSON

Table with columns: cc, Model, Year, Factory Sealed Maintenance Free, Sealed Maintenance Free, High Performance, Conventional.

† Must use factory activated battery. * Must use adaptor kit available from Buell.

HARLEY-DAVIDSON

Table with columns: cc, Model, Year, Factory Sealed Maintenance Free, Sealed Maintenance Free, High Performance, Conventional.

< Requires use of Cover/Spacer Kit.



Motorcycle Battery Applications

HARLEY-DAVIDSON (Continued)

cc	Model	Year	Factory Sealed, Maintenance Free	Sealed Maintenance Free	High Performance	Conventional
	XLCH Series (Sportster)	70-78			CB7-A	12N7-4A
	XLCR Caf Racer	77-78	PTX19BS-FS	PTX19-BS	CB16-B-LM	CB16-B
	XLH (Sportster)	67-78				CHD4-12
	XLX-61, XR1000	83-85	PTX19BS-FS	PTX19-BS	CB16-B-LM	CB16-B
883	XL, XLH (Sportster)	04-10	PTX14LBS-FS	PTX14L-BS		
	XL, XLH (Sportster)	97-03	PTX20LBS-FS	PTX20L-BS		
	XLH (Sportster)	86-96	PTX19BS-FS	PTX19-BS	CB16-B-LM	CB16-B
500	MT500 (Military)	All	PTX14AHLBS-FS	PTX14AHL-BS	CB14L-A2	
350	SS350	All				6N11A-1B
250	SS250, SX250	75-78			CB7L-B	12N7-3B
175	SS175, SX175	74-78			CB7L-B	12N7-3B
125	SS125, SX125	74-78			CB7L-B	12N7-3B
	SXT125	75-78			CB7L-B	12N7-3B
	TX125	73-78			CB7L-B	12N7-3B
90	Z90	73-76			CB7L-B	12N7-3B

HONDA

cc	Model	Year	Factory Sealed, Maintenance Free	Sealed Maintenance Free	High Performance	Conventional
1800	GL1800 Gold Wing	01-10	PTX20LBS-FS	PTX20L-BS		
	NRX1800 Valkyrie Rune	04-05	PTX20LBS-FS	PTX20L-BS		
	VTX1800C, VTX1800R Retro	02-10	PTX20LBS-FS	PTX20L-BS		
1500	GL1500 Gold Wing	88-00	PIX50LBS-FS	PTX18L-BS	C50-N18L-A3	
	GL1500 Valkyrie	97-03	PTX14BS-FS	PTX14-BS		
1300	ST1300, A, P	03-10	PTZ14S			
	VTX1300C, R, S, Retro	03-10	PTX14BS-FS	PTX14-BS		
	VT1300CS, CR, CXA FURY	09-10	PTZ14S			
1200	VFR1200F	10	PTZ14S			
	GL1200 Gold Wing	84-87	PIX50LBS-FS	PTX18L-BS	C50-N18L-A-LM	C50-N18L-A3
1100	CB1100	10	PTZ14S			
	CB1100F					
	Super Sport	83	PTX14AHLBS-FS	PTX14AHL-BS	CB14L-A2	
	CBR1100XX	01-04	PTZ12S			
	CBR1100XX	97-00	PTX12BS-FS	PTX12-BS		
	GL1100 Gold Wing	80-83	PIX50LBS-FS	PTX18L-BS	C50-N18L-A-LM	C50-N18L-A3
	ST1100, ABS-TCS, 1100A	91-02	PTX14BS-FS	PTX14-BS		
	VF1100C V65					
	Magna	83-86	PTX20BS-FS#	PTX20-BS#	CB18-A	
	VF1100S V65 Sabre	84-85	PTX20LBS-FS#	PTX20L-BS#	CB18L-A	
	VT1100 Shadow, C2 Sabre	00-07	PTX14BS-FS	PTX14-BS		
	VT1100C, C3, T Shadow (Spirit, Aero, A.C.E. Tourer)	01-07	PTX14BS-FS	PTX14-BS		
	VT1100C, C3, T Shadow (Spirit, Aero, A.C.E. Tourer)	98-00			HCB16A-AB	
	VT1100C					
	ShadowSpirit	85-97			HCB16A-AB	
	VT1100C2 Shadow					
	A.C.E.	95-99			HCB16A-AB	
1000	CB1000	94-95	PTX12BS-FS	PTX12-BS		
	CB1000C Custom	83	PTX14AHLBS-FS	PTX14AHL-BS	CB14L-A2	
	CB1000F Hurricane	87-96	PTX14AHLBS-FS	PTX14AHL-BS	CB14L-B2	
	CB1000R	09-10	PTZ10S			
	CBF1000F	09-10	PTZ10S			
	CBR1000RR	08-10	PTZ7S			
	CBR1000RR	04-07	PTZ10S			
	CBX1000					
	Super Sport	79-82	PTX20LBS-FS#	PTX20L-BS#	CB18L-A	
	CBX1000					
	Super Sport (Opt)	82	PIX50LBS-FS	PTX18L-BS	C50-N18L-A-LM	C50-N18L-A3
	GL1000 Gold Wing	75-79	PIX50LBS-FS	PTX18L-BS	C50-N18L-A-LM	C50-N18L-A3
	RVT1000R RC51	00-06	PTZ12S			
	VTR1000F					
	Super Hawk	01-05	PTZ12S			
	VTR1000					
	Super Hawk	97-00	PTX12BS-FS	PTX12-BS		
	VF1000R, F	84-86			CB16B-A	
954	CBR954RR	02-03	PTZ10S			
929	CBR929RR, RE	00-01	PTZ10S			
919	CB900F (919)	02-06	PTZ10S			
900	CB900C, F	80-82	PTX14AHLBS-FS	PTX14AHL-BS	CB14L-A2	
	CBR900, RR	93-99	PTX9BS-FS	PTX9-BS		
800	PC800 Pacific Coast	89-98	PTX12BS-FS	PTX12-BS		
	VFR800,					
	A Interceptor, ABS	02-10	PTZ12S			
	VF800FI Interceptor	98-01	PTX12BS-FS	PTX12-BS		
	VT800C Shadow	88	PTX14AHLBS-FS	PTX14AHL-BS	CB14-B2	
750	CB750 Nighthawk	91-03	PTX14AHLBS-FS	PTX14AHL-BS	CB14A-2	
	CB750A Hondomatic	76-78	PIX50LBS-FS	PTX18L-BS	C50-N18L-A-LM	C50-N18L-A3
	CB750C Custom	80-82	PTX14AHLBS-FS	PTX14AHL-BS	CB14L-A2	

HONDA (Continued)

cc	Model	Year	Factory Sealed, Maintenance Free	Sealed Maintenance Free	High Performance	Conventional
	CB750F Super Sport	75-82	PTX14AHLBS-FS	PTX14AHL-BS	CB14L-A2	
	CB750K Four	69-82	PTX14AHLBS-FS	PTX14AHL-BS	CB14L-A2	12N14-3A
	CB750C Limited Ed. 79		PTX14AHLBS-FS	PTX14AHL-BS	CB14L-A2	
	CB750C Nighthawk	82-83	PTX14AHLBS-FS	PTX14AHL-BS	CB14L-A2	
	RVF750R (RC45)	94	PTX9BS-FS	PTX9-BS		
	VF750C V45 Magna	88			CB12A-A	
	VF750C V45 Magna	82-83	PTX14AHLBS-FS	PTX14AHL-BS	CB14A-2	
	VF750C, C2,					
	D Magna	94-03	PTX12BS-FS	PTX12-BS		
	VF750F V45					
	Interceptor	83-84	PTX14AHLBS-FS	PTX14AHL-BS	CB14A-2	
	VF750S V45 Sabre	82-83	PTX14AHLBS-FS+	PTX14AHL-BS+	SCB14L-A2+	CB12A-B
	VF750F Interceptor	86				
	VFR750F	90-97	PTX12BS-FS	PTX12-BS		
	VFR750R (RC30)	90	PTX9BS-FS	PTX9-BS		
	VT750C, CA, C2					
	Shadow Spirit, Aero	07-10	PTZ12S			
	VT750C, CA	04-08	PTZ12S			
	VT750C Shadow	98-00	PTX14BS-FS	PTX14-BS		
	VT750CD, CD2					
	Shadow Deluxe	98-02	PTX14BS-FS	PTX14-BS		
	VT750CDA, B, C, D Shadow					
	A.C.E. Deluxe	02-03	PTX14BS-FS	PTX14-BS		
	VT750C Shadow	83			HCB16A-AB	
	VT750DC Shadow					
	Spirit	01-07	PTZ14S			
700	CB700SC					
	Nighthawk S	87			CB14L-A1	
	NT700V	10	PTZ14S			
	VF700C Magna	87			CB12A-A	
	VF700C Magna	84-86	PTX14AHLBS-FS	PTX14AHL-BS	CB14A-2	
	VF700F Interceptor	84-85	PTX14AHLBS-FS	PTX14AHL-BS	CB14A-2	
	VF700S Sabre	84-85	PTX14AHLBS-FS	PTX14AHL-BS	CB14L-A2	
	VF700F Interceptor	86-87			CB12A-B	
	VT700C Shadow	86-87	PTX14AHLBS-FS	PTX14AHL-BS	CB14-B2	
	VT700C Shadow	84-85			HCB16A-AB	
680	DN-01	09-10	PTZ14S			
650	CB650, Custom	79-82			CB12A-A	
	CB650SC					
	Nighthawk	83-85			CB12AL-A	
	CB650SC					
	Nighthawk	82			CB12A-A	
	CX650C Custom	83	PTX14AHLBS-FS	PTX14AHL-BS	CB14A-2	
	CX650T Turbo	83	PTX14AHLBS-FS	PTX14AHL-BS	CB14L-A2	
	GL650I Silver					
	Wing Interstate	83	PTX14AHLBS-FS	PTX14AHL-BS	CB14L-A2	
	NT650 Hawk GT	88-91	PTX9BS-FS	PTX9-BS		
	NT650V					
	NX650	88-89	PTX9BS-FS	PTX9-BS		
	SLR650					
	Vigor 650					
	XR650L	93-10	PTX9BS-FS	PTX9-BS		
	CB600F	04-06	PTX7LBS-FS	PTX7L-BS		
	CBR600	87-00	PTX9BS-FS	PTX9-BS		
600	CBR600F4i, 600RR	01-10	PTZ10S			
	VT600C, CD					
	Shadow Deluxe	04-07	PTZ10S			
	VT600C, CD Shadow					
	Deluxe, VLX	88-03	PTX9BS-FS	PTX9-BS		
	XL600R	83-87			CB3L-A	
	XL600V Transalp	89-90			CB12A-B	
550	CB550 Four, K, SS	74-78			CB12A-A	12N12A-4A-1
	CB550SC					
	Nighthawk	83			CB12AL-A	
500	CB500 Four, Twin	71-76			CB12A-A	12N12A-4A-1
	CB500, C, D, T	78-82	PTX14AHLBS-FS	PTX14AHL-BS	CB14L-A2	
	FT500 Ascot	82-83	PTX14AHLBS-FS	PTX14AHL-BS	CB14L-A2	
	GB500	89-90			CB12A-B	
	GL500, I Silver Wing	81-82	PTX14AHLBS-FS	PTX14AHL-BS	CB14L-A2	
	VF500C V30 Magna	84-85			CB12A-A	
	VF500F Interceptor	84-86			CB12A-A	
	VF500C Shadow	83-86			CB12A-A	
	VF500T Ascot	83-84			CB12A-A	
	XL500R	82			CB3L-A	
	XL500S	79-81				6N4-2A-4
450	CB450, SS	67-74			CB12A-A	12N12A-4A-1
	CB400A	78			CB12A-A	
	CB450SC					
	Nighthawk, T	82-86			CB12A-A	
	CL450 Scrambler	67-74			CB12A-A	12N12A-4A-1
	CMX450C					
	CRF450X	05-09	PTZ7S			
	Hondomatic, E	82-83			CB12A-A	
	CMX450C Rebel	86-87			CB12A-A	
400	CB400F CB-1	89-90	PTX9BS-FS	PTX9-BS		
	CB400F Super Sport	75-77			CB12A-A	12N12A-4A-1
	CB400T Hawk,					
	HawkII	78-81			CB12A-A	

The PTX20 series batteries may be used as an optional upgrade, but some modification to the hold down may be necessary. Use battery label for retrofit cautions.

+ Eliminates need for sensor (needs to be disabled).
 * This battery includes a sensor.





Motorcycle Battery Applications

HONDA (Continued)

Table with columns: cc, Model, Year, Factory Sealed Maintenance Free, Sealed Maintenance Free, High Performance, Conventional. Lists various Honda models and their battery specifications.

HONDA (Continued)

Table with columns: cc, Model, Year, Factory Sealed Maintenance Free, Sealed Maintenance Free, High Performance, Conventional. Continues listing Honda models and their battery specifications.

INDIAN

Table with columns: cc, Model, Year, Factory Sealed Maintenance Free, Sealed Maintenance Free, High Performance, Conventional. Lists Indian motorcycle models and their battery specifications.

KAWASAKI

Table with columns: cc, Model, Year, Factory Sealed Maintenance Free, Sealed Maintenance Free, High Performance, Conventional. Lists Kawasaki motorcycle models and their battery specifications.

^ See Battery Cross Reference Chart on Page 5 for optional upgrade.
+ Eliminates need for sensor (needs to be disabled).
• This battery includes a sensor.

The PTX20 series batteries may be used as an optional upgrade, but some modification to the hold down may be necessary. See battery label for retrofit cautions.
** When ordering this battery, specify sensor.



Motorcycle Battery Applications

KAWASAKI (Continued)

cc	Model	Year	Factory Sealed Maintenance Free	Sealed Maintenance Free	High Performance	Conventional
	ZX1100-A GPZ	83-84	PTX19LBS-FS+	PTX19L-BS+	CB16L-B**	-
	ZX1100-C					
	Ninja ZX-11	90-93	PTX14AHLBS-FS	PTX14AHL-BS	CB14L-A2	-
	ZX1100-D					
	Ninja ZX-11 (CN)	93-94	PTX14BS-FS	PTX14-BS	-	-
	ZX1100-D					
	Ninja ZX-11	95-01	PTX14BS-FS	PTX14-BS	-	-
	ZX1100-E (GPz1100), ABS	95-97	PTX14BS-FS	PTX14-BS	-	-
1000	KZ1000-P Police	02-03	PTX20LBS-FS	PTX20L-BS	-	-
	KZ1000-P Police	05	PTX20LBS-FS	PTX20L-BS	-	-
	KZ1000-P Police	82-01	PTX20LBS-FS#	PTX20L-BS#	CB18L-A	-
	KZ1000-C Police	80-81	PTX19LBS-FS	PTX19L-BS	CB16L-B	-
	KZ1000-C Police, Z1-R	78-79	PTX14AHLBS-FS	PTX14AHL-BS	CB14L-A2	-
	KZ1000, LTD	77-80	PTX14AHLBS-FS	PTX14AHL-BS	CB14L-A2	-
	KZ100-E ST, Shaft	79-80	PTX19LBS-FS	PTX19L-BS	CB16L-B	-
	KZ1000-G Classic	80	PTX14AHLBS-FS	PTX14AHL-BS	CB14L-A2	-
	KZ1000, LTD, CSR	81-83	PTX20LBS-FS#	PTX20L-BS#	CB18L-A	-
	KZ1000-R Replica	82-83	PTX20LBS-FS#	PTX20L-BS#	CB18L-A	-
	Z1000	03-10	PTX9BS-FS	PTX9-BS	-	-
	ZG1000A Concours	86-06	PTX20LBS-FS#	PTX20L-BS#	CB18L-A	-
	ZL1000-A	87	PTX14AHLBS-FS	PTX14AHL-BS	CB14L-A2	-
	ZX10R	86-90	PTX14AHLBS-FS	PTX14AHL-BS	CB14L-A2	-
	ZX1000-A Ninja	86-90	PTX14AHLBS-FS	PTX14AHL-BS	CB14L-A2	-
	ZX1000-C Ninja (ZX10-R)	04-10	PT12B-4	-	-	-
900	KZ900, LTD	76-77	-	-	CB10L-A2	-
	Vulcan 900 Classic	06-10	PTX12BS-FS	PTX12-BS	-	-
	Z1 Series	73-75	PTX14AHLBS-FS	PTX14AHL-BS	CB14L-A2	12N14-3A
	ZL900-A Eliminator	85-86	PTX14AHLBS-FS	PTX14AHL-BS	CB14L-A2	-
	ZX900-A Ninja	84-86	PTX14AHLBS-FS	PTX14AHL-BS	CB14L-A2	-
	ZX900-B Ninja (ZX-9R)	94-97	PTX12BS-FS	PTX12-BS	-	-
	ZX900-C, E, F Ninja (ZX-9R)	98-03	PTX9BS-FS	PTX9-BS	-	-
800	VN800-A, B, E Vulcan, Classic, Drifter	04-06	PTX12BS-FS	PTX12-BS	-	-
	VN800-A, B, C Vulcan, Classic, Drifter	95-03	PTX14BS-FS	PTX14-BS	-	-
750	H2 Series	72-75	-	-	-	12N5.5-4A
	KZ750, LTD, CSR	76-79	PTX14AHLBS-FS+	PTX14AHL-BS+	SCB14L-A2+	-
	KZ750-E, H, L LTD	80-83	-	-	CB12A-A	-
	KZ750-F LTD, Spectre	83	PTX14AHLBS-FS	PTX14AHL-BS	CB14L-A2	-
	KZ750-L Ninja	93	PTX9BS-FS	PTX9-BS	-	-
	KZ750-R GP	82	-	-	CB12A-A**	-
	VN750-A Vulcan	86-06	PTX14AHLBS-FS	PTX14AHL-BS	CB14L-A2	-
	Z750 (EU)	09-10	PTX9BS-FS	PTX9-BS	-	-
	ZN750-A LTD	84-85	PTX14AHLBS-FS	PTX14AHL-BS	CB14L-A2	-
	ZR-7, S	00-05	PTX12BS-FS	PTX12-BS	-	-
	ZR750	05-06	PTX9BS-FS	PTX9-BS	-	-
	ZR750-C Zephyr	91-94	PTX12BS-FS	PTX12-BS	-	-
	ZX750-E Turbo, GPz	83-85	PTX14AHLBS-FS+	PTX14AHL-BS+	SCB14L-A2+	-
	ZX750-F Ninja	87-90	PTX14AHLBS-FS	PTX14AHL-BS	CB14L-A2	-
	ZX750-H Ninja ZX-7	90	-	-	CB12AL-A**	-
	ZX750-I Ninja ZX-7	89	PTX14AHLBS-FS	PTX14AHL-BS	CB14L-A2	-
	ZX750-J Ninja ZX-7	91-95	PTX12BS-FS	PTX12-BS	-	-
	ZX750 Ninja ZX, 7RR	91-97	PTX9BS-FS	PTX9-BS	-	-
	ZX750-P Ninja					
	ZX-7R	96-03	PTX12BS-FS	PTX12-BS	-	-
700	KZ700-A	84	-	-	CB12A-A	-
	VN700-A Vulcan	85	PTX14AHLBS-FS	PTX14AHL-BS	CB14L-A2	-
	ZN700-A LTD	84-85	PTX14AHLBS-FS	PTX14AHL-BS	CB14L-A2	-
650	ER6n	09-10	PTX12BS-FS	PTX12-BS	-	-
	KL650-A, E, KLR, KLE650 Versys	87-10	PTX14AHLBS-FS	PTX14AHL-BS	CB14L-A2	-
	KLX650C, R	08-10	PTX12BS-FS	PTX12-BS	-	-
	KZ650SR, LTD, Custom	77-80	-	-	CB10L-A2	-
	KZ650-H CSR	81-83	-	-	CB12A-A	-
	Ninja 650R	06-10	PTX12BS-FS	PTX12-BS	-	-
	W Series	66-70	-	-	CB7L-B	12N7-3B
	W650	00-02	PTX14BS-FS	PTX14-BS	-	-
636	ZX636-B Ninja					
	ZX-6R	03-06	PTX9BS-FS	PTX9-BS	-	-
600	KL600-A KLR	84	-	-	CB4L-A	-
	KL600-B KLR	85-86	PTX14AHLBS-FS	PTX14AHL-BS	CB14L-A2	-
	ZL600(All)	86-97	-	-	CB12A-A	-
	ZX600-A,B,C, D Ninja	85-96	-	-	CB12A-A	-
	ZX600-E,F Ninja					

+ Eliminates need for sensor (needs to be disabled).

** When ordering this battery, specify sensor.

The PTX20 series batteries may be used as an optional upgrade, but some modification to the hold down may be necessary. See battery label for retrofit cautions.

KAWASAKI (Continued)

cc	Model	Year	Factory Sealed Maintenance Free	Sealed Maintenance Free	High Performance	Conventional
	ZX-6,6R	93-02	PTX12BS-FS	PTX12-BS	-	-
	ZX600-FA					
	Ninja ZX-6R	08-10	PTX9BS-FS	PTX9-BS	-	-
	ZX600-G,J Ninja					
	ZX-6R/ZZR	98-08	PTX9BS-FS	PTX9-BS	-	-
	ZX600-K,M Ninja					
	ZX6RR	03-06	PTX9BS-FS	PTX9-BS	-	-
	ZZR600	05-09	PTX9BS-FS	PTX9-BS	-	-
	ZZR600	02-04	PTX12BS-FS	PTX12-BS	-	-
550	KZ550, LTD, GP	80-83	-	-	CB12A-A	-
	KZ550-F LTD	84	-	-	CB12A-A**	-
	KZ550-F Spectre	83	-	-	CB12A-A**	-
	KZ550-H GP	82-83	-	-	CB12A-A**	-
	ZR550-B Zephyr	90-92	-	-	CB12A-A	-
	ZX550-A GPz	84-86	-	-	CB12A-A**	-
500	EN500-A Vulcan	90-96	-	-	CB12A-A	-
	EN500-C Vulcan					
	LTD	96-10	-	-	CB12AL-A2	-
	EX500-A	87-93	PTX14AHLBS-FS	PTX14AHL-BS	CB14L-A2	-
	EX500-D Ninja 500R	94-10	PTX14AHLBS-FS	PTX14AHL-BS	CB14L-A2	-
	H1 Series	73-75	-	-	CB9L-B	12N9-3B
	H1 Series	69-72	-	-	CB9-B	12N9-4B-1
	KH500-A	76	-	-	CB9L-B	12N9-3B
450	KLX450R	08-09	PTZ7S	-	-	-
	EN450-A 454 LTD	85-90	-	-	CB12A-A	-
440	KZ440 (All)	80-83	-	-	CB12A-A	-
400	KH400-A	76-78	-	-	12N5.5-4A	-
	KLX400R,					
	KLX400SR	03-04	PT7B-4	-	-	-
	KZ400 Deluxe	77-79	-	-	CB12A-A	12N12A-4A-1
	KZ400-C	78	-	-	12N5.5-4A	-
	KZ400-D, H	74-79	-	-	CB12A-A	12N12A-4A-1
	KZ400-S	75-77	-	-	12N5.5-4A	-
	S3 Series	74-75	-	-	12N5.5-4A	-
350	A7 Series	66-71	-	-	CB9-B	12N9-4B-1
	F5 Series	70-71	-	-	6N2-2A-3	-
	F9 Sreies	73-75	-	-	6N4B-2A-3	-
	F9 Sreies	72	-	-	6N2-2A-3	-
	S2 Series	72-73	-	-	12N5.5-4A	-
305	EX305-B GP	83	-	-	CB9L-A2	-
	KZ305CSR, LTD	81-88	-	-	CB10L-A2	-
250	A1 Series	66-71	-	-	CB9-B	12N9-4B-1
	EL250, HS	88-93	-	-	CB9L-A2	-
	EX250, Ninja 250R	08-10	PTX7ABS-FS	PTX7A-BS	-	-
	EX250 Ninja	95-07	PTX7LBS-FS	PTX7L-BS	-	-
	EX250 Ninja	86-94	-	-	CB9L-A2	-
	F4 Series	69-70	-	-	12N5.5-4A	-
	F8 Series	71-72	-	-	6N2-2A-3	-
	F11 Series	73-75	-	-	6N4B-2A-3	-
	KE250-B	77-79	-	-	6N6-1D-2	-
	KH250-A	76	-	-	12N5.5-4A	-
	KL250 Super Sherpa	00-10	PTX7LBS-FS	PTX7L-BS	-	-
	KL250	78-84	-	-	6N6-1D-2	-
	KL250-D KLR	85-05	-	-	CB4L-A	-
	KZ250 CSR, LTD	80-83	-	-	CB10L-A2	-
	KLX250S	06-10	PTX7LBS-FS	PTX7L-BS	-	-
	S1 Series	73-75	-	-	12N5.5-4A	-
200	KZ200-A	78-79	-	-	CB10L-B	-
175	F7 Series	71-75	-	-	6N4-2A-5	-
	KE175-B	76-78	-	-	6N6-1D-2	-
125	BN125 Eliminator	01-10	-	-	CB9-B	-
	F6 Series	71-73	-	-	6N4-2A-5	-
	KE125-A	76-83	-	-	6N6-1D-2	-
	KS125 Series	74-75	-	-	6N6-1D-2	-
120	C2SS RoadRunner	67-69	-	-	6N4-2A-3	-
	C2TR RoadRunner	67-69	-	-	6N4-2A-3	-
100	G3SS Series	75	-	-	6N4-2A-5	-
	G3TR Series	71	-	-	6N4-2A-3#	-
	G4TR Series	73-75	-	-	6N4-2A-5	-
	G4TR Series	70-72	-	-	6N4-2A-3	-
	G5 Series	74-75	-	-	6N4-2A-5	-
	G5 Series	72-73	-	-	6N4-2A-3	-
	KE100-A	79-81	-	-	6N6-1D-2	-
	KE100-A	76-78	-	-	6N4-2A-5	-
	KE100-B	82-01	-	-	6N6-1D-2	-
	KH100-B	76-77	-	-	6N4-2A-5	-
	KM100-A	79-81	-	-	6N6-1D-2	-
	KM100-A	76-78	-	-	6N4-2A-5	-
	KV100-A	76	-	-	6N4-2A-5	-
90	G3SS Series	73-74	-	-	6N4-2A-5	-
	G3SS Series	69-72	-	-	6N4-2A-3#	-
	G3TR Series	69-70	-	-	6N4-2A-3#	-
	MC1 Series	73-75	-	-	6N4-2A-5	-

* This battery includes a sensor.

** Must use existing terminal adaptor.

G3SS & G3TR models having the engine production #235611 and above, use a 6N4-2A-5 battery.



Motorcycle Battery Applications

POLARIS VICTORY

Table with columns: cc, Model, Year, Factory Sealed Maintenance Free, Sealed Maintenance Free, High Performance, Conventional. Rows include models like V92C, DC Classic, Deluxe, Cruiser, V92SC, Sport Cruiser, V92TC, Touring Cruiser, Vegas, Kingpin, 8-ball, Hammer.

SUZUKI

Table with columns: cc, Model, Year, Factory Sealed Maintenance Free, Sealed Maintenance Free, High Performance, Conventional. Rows include models like VZR1800, VLR1800, Marauder, Boulevard M95, VL1500 Intruder, Boulevard C90, T, VZ1500 Boulevard M90, GV1400GC, D, T Cavalcade, VS1400GL Intruder, GLP, S83, GSX1300BK B-King, GSX1300R, Z Hayabusa, GSX1300R, Hayabusa, GSF1250F, A Bandit, GSF1200, S Bandit, GV1200GL Madura, GS1150E, S, GS1100E, S, GS1100G, K, L, Katana, GSX-R1100, GSX-R1100, GSX1100F Katana, GSX1100G, DL1000 V-Strom, GS1000, GSX-R1000, SV1000, S, TL1000R, TL1000S, RF900, R, S, ZS, GS850G, GL, VL800 Intruder, Volusia, Boulevard C50, T, M50, VS800 GL, S Intruder, S50, VX800, VZ800 Marauder, GS750, Katana, GSX750F Katana, GSX750F Katana, GSX-R750, GSX-R750, GSX-R750, GSX-R750W, GT750 LeMans, VS750GLP Intuder, GS700E, GS700ES, GV700GL Madura, VS700GL Intruder, DL650 V-Strom, DR650S ER, ES, R650S, N, P, DR650S, DR650SE, DR650SE(CN), DR650SE, GR650 Tempter, X, GSX650F, GS650E, CS650 (All), LS650 Savage, S40, SV650, SV650, A, SA, SV650, S, SFV650 Gladius, XN85 Turbo, QUV620F, GSF600S Bandit, GSX-R600.

SUZUKI (Continued)

Table with columns: cc, Model, Year, Factory Sealed Maintenance Free, Sealed Maintenance Free, High Performance, Conventional. Rows include models like GSX-R600W, GSX600F Katana, GSX600F Katana, SP600, RF600R, S, GS550E, L, M, TX, GS550E, ES, L, GT550 Indy, GS500, F, GS500E, GT500 Titan, SP500, T500 Titan, GS450, GS450, GS425, GS425E, L, DR-Z400, E, S, SM, GN400T, X, GS400, GS400X, GSF400 Bandit, SP400, TS400 Apache, TS400 Apache, GT380 Sebring, SP370, DR350S, DR350SE, T350 Series, Scrambler TC305, T305, GS300L, DR250S, DR250S EP, ER, ES, DR-Z250, GN250, GS250T, GT250 Hustler, GZ250, Model T20, SP250, Scrambler TC250, T250, T250II, T250J, T250R, TS250 Savage, TS250 Savage, TU250X, DR200SE, SP200, T200, TC200, GT185 Adventurer, TC185 Ranger, TS185 Sierra, TS185 Sierra, DR125, SE, SES, GN125, E, GN125, E, RV125 SE, R, RV125 Tracker, SP125, SP125, TC125 Prospector, TS125 Duster, B120P, TC120, TC120II, TC120R, B105P, A100 Go-fer, A100 Go-fer, B100P, SP100, Scrambler AC100, Sport AS100, TC100 Blazer, TS100 Honcho, TS100 Honcho, RV90 Rover, TC90, RV90 Rover, TC90J, TC90R, Model K10, Model K10P, Sport 80, (ModelsK11&K11P), Trail 80, (ModelsK15&K15P), TS75 Colt, DR-Z70, Model 31.

^ See Battery Cross Reference Chart on Page 5 for optional upgrade. + Eliminates need for sensor (needs to be disabled).

* This battery includes a sensor.



Motorcycle Battery Applications

SUZUKI (Continued)

cc	Model	Year	Factory Sealed, Maintenance Free	Sealed Maintenance Free	High Performance	Conventional
50	AC50, AS50	71	-	-	-	6N4-2A
	OR50	79-80	-	-	-	6N4B-2A
	Sport 50 (Model M12)	68	-	-	-	6N4-2A
	TS50J, TS50K	74	-	-	-	6N4-2A
	TS50L, TS50R	74	-	-	-	6N4-2A
YAMAHA						
cc	Model	Year	Factory Sealed, Maintenance Free	Sealed Maintenance Free	High Performance	Conventional
1854	Roadliner, Stratoliner	06-10	PT14B-4	-	-	-
1700	VMAX	09-10	PTZ14S	-	-	-
	XV17P Road Star	-	-	-	-	-
	Warrior	02-08	PT14B-4	-	-	-
	XV1700A Road Star, Silverado	04-09	PTX20LBS-FS	PTX20L-BS	-	-
	XV17AT Road Star, Silverado	08-10	PT14B-4	-	-	-
	MT-01 (EU)	05-10	PT14B-4	-	-	-
1600	XV1600	-	-	-	-	-
	Road Star (All)	99-03	PTX20LBS-FS	PTX20L-BS	-	-
1300	FJR1300, A	03-10	PT14B-4	-	-	-
	XVZ13 Royal	-	-	-	-	-
	Star/Venture (All)	96-10	PTX20LBS-FS	PTX20L-BS	-	-
	XVZ13	-	-	-	-	-
	Venture/Royal	86-93	PIX50LBS-FS+	PIX50L-BS+	SC50-N18L-AT*	-
	XJR1300 (EU)	07-10	PTZ14S	-	-	-
	XVS13AY V-Star	09-10	PTX20LBS-FS	PTX20L-BS	-	-
1200	FJ1200 (All)	91-93	PTX14BS-FS	PTX14-BS	-	-
	FJ1200	86-90	PTX14AHLBS-FS	PTX14AHL-BS	CB14L-A2	-
	VMX12 V-Max	85-07	-	-	CB16AL-A2	-
	XVZ12	-	-	-	-	-
	Venture/Royale	83-85	PIX50LBS-FS+	PIX50L-BS+	SC50-N18L-AT*	-
1100	FJ1100	84-85	PTX14AHLBS-FS	PTX14AHL-BS	CB14L-A2	-
	XJ1100 Maxim	82	PIX50LBS-FS+	PIX50L-BS+	SC50-N18L-AT*	-
	XS1100 (All)	78-81	PIX50LBS-FS	PTX18L-BS	C50-N18L-A-LM	C50-N18L-A3
	XV1100 Virago (All)	86-99	PIX50LBS-FS	PTX18L-BS	C50-N18L-A-LM	C50-N18L-A3
	XVS1100 V-Star (All)	99-10	PT14B-4	-	-	-
1000	FZR1000	91-95	PTX14BS-FS	PTX14-BS	-	-
	FZR1000	87-90	PTX14AHLBS-FS	PTX14AHL-BS	CB14L-A2	-
	FZS1000 FZ1	01-05	-	PTX4B-BS	-	-
	FZS1000 FZ1	06-10	PTZ14S	-	-	-
	GTS1000	93-94	PTX14BS-FS	PTX14-BS	-	-
	XV1000 Virago	84-85	PIX50LBS-FS	PTX18L-BS	C50-N18L-A-LM	C50-N18L-A3
	YZF-R1	99-03	PT12B-4	-	-	-
	YZF-R1	04-10	PTZ10S	-	-	-
	YZF1000R	97-98	PTX14BS-FS	PTX14-BS	-	-
950	XV95CT,Y V-Star	09-10	PTZ14S	-	-	-
920	XV920 Virago	82	PIX50LBS-FS+	PIX50L-BS+	SC50-N18L-AT*	-
	XV920M Midnight	-	-	-	-	-
	Virago	83	PIX50LBS-FS	PTX18L-BS	C50-N18L-A-LM	C50-N18L-A3
	XV920R Virago	81-83	PIX50LBS-FS	PTX18L-BS	C50-N18L-A-LM	C50-N18L-A3
900	TDM900 (EU)	-10	PT12B-4	-	-	-
	XJ900R Seca	83	PTX14AHLBS-FS	PTX14AHL-BS	CB14L-A2	-
850	TDM850	92-93	PTX12BS-FS	PTX12-BS	-	-
	TRX850	95-99	PTX12BS-FS	PTX12-BS	-	-
	XS850 (All)	80-81	PTX14AHLBS-FS	PTX14AHL-BS	CB14L-A2	-
750	FZ750	85-88	PTX14AHLBS-FS	PTX14AHL-BS	CB14L-A2	-
	FZR750	87-88	PTX14AHLBS-FS	PTX14AHL-BS	CB14L-A2	-
	TX750	73-74	PTX19LBS-FS	CB16L-B	-	-
	XJ750 Maxim	82-83	PTX14AHLBS-FS+	PTX14AHL-BS+	SCB14L-A2*	-
	XJ750M Midnight	-	-	-	-	-
	Maxim	83	PTX14AHLBS-FS	PTX14AHL-BS	CB14L-A2	-
	XJ750R Seca	81-83	PTX14AHLBS-FS+	PTX14AHL-BS+	SCB14L-A2*	-
	XS750 (All)	77-79	PTX14AHLBS-FS	PTX14AHL-BS	CB14L-A2	12N14-3A
	XV750 Virago (All)	81-96	-	-	CB16AL-A2	-
	YZF750R	94-98	PTX12BS-FS	PTX12-BS	-	-
	YZF-R7	99	PT9B-4	-	-	-
700	FZ700	87	PTX14AHLBS-FS	PTX14AHL-BS	CB14L-A2	-
	FZX700 Fazer	86-87	PTX14AHLBS-FS	PTX14AHL-BS	CB14L-A2	-
	XJ700 Maxim	85-86	PTX14AHLBS-FS	PTX14AHL-BS	CB14L-A2	-
	XJ700X	85	PTX14AHLBS-FS	PTX14AHL-BS	CB14L-A2	-
	XV700 Virago	84-87	-	-	CB16AL-A2	-
660	XT660X,R,Z (EU)	04-10	PT9B-4	-	-	-
	MT-03 (EU)	06-10	PT9B-4	-	-	-
650	TX650	74	PTX14AHLBS-FS	PTX14AHL-BS	CB14L-A2	12N14-3A
	TX650	73	-	-	CB12A-A	12N12A-4A-1
	XJ650 (All)	80-83	-	-	CB12A-A	12N12A-4A-1
	XS1	70-71	-	-	-	12N5.5-3B
	XS2	72	-	-	CB12A-A	12N12A-4A-1
	XS650	75-83	PTX14AHLBS-FS	PTX14AHL-BS	CB14L-A2	12N14-3A
	XVS650 V-Star (All)	98-09	PT12B-4	-	-	-
600	FJ600	84-85	-	-	CB12A-A	12N12A-4A-1
	FZ6,R	05-10	PT12B-4	-	-	-
	FZ600	86-88	-	-	CB12A-A	12N12A-4A-1
	FZR600/R	89-99	-	-	CB12AL-A2	-
	SRX600	86	-	-	CB5L-B	12N5-3B
	XJ600S Seca II	92-98	PTX9BS-FS	PTX9-BS	-	-

YAMAHA (Continued)

cc	Model	Year	Factory Sealed, Maintenance Free	Sealed Maintenance Free	High Performance	Conventional
	XJ6,Deversion (EU)	-10	PT12B-4	-	-	-
	XT600	84-89	-	-	-	CB5L-B
	XT600E	90-95	PTX9BS-FS	PTX9-BS	-	-
	YX600 Radian	86-90	-	-	-	CB12A-A
	YZF-R6, R6S	01-07	PT9B-4	-	-	12N12A-4A-1
	YZF-R6 (Excl. R6S)	06-10	PTZ10S	-	-	-
	YZF-R6	99-00	PT12B-4	-	-	-
	YZF600R	95-07	PTX12BS-FS	PTX12-BS	-	-
550	XJ Maxim, R Seca	81-83	-	-	-	CB12A-A
	XT550	82-83	-	-	-	CB5L-B
	XZ550R Vision	82-83	PTX14AHLBS-FS	PTX14AHL-BS	CB14L-A2	12N12A-4A-1
535	XV535 Virago	87-99	-	-	-	CB12AL-A2
500	SR500	78-81	-	-	-	CB7L-B
	TX500	73-74	PTX14AHLBS-FS	PTX14AHL-BS	CB14L-A2	12N14-3A
	XS500	75-78	PTX14AHLBS-FS	PTX14AHL-BS	CB14L-A2	12N14-3A
	XT500	76-81	-	-	-	6N6-3B-1
	XVS500 Virago	83	-	-	-	12N12A-4A-1
450	WR450F	03-07	PTZ7S	-	-	-
400	DT400 Enduro	77-78	-	-	-	6N6-3B-1
	DT400 Enduro	75-76	-	-	-	6N4B-2A-3
	FZR400 (All)	88-90	-	-	-	CB12AL-A2
	RD400	76-79	-	-	-	12N5.5A-3B
	SR400	78-00	-	-	-	CB7L-B
	SR400	01-09	-	PTX4B-BS	-	-
	SR400 (FI)	10	-	PTX4B-BS	-	-
	XS400 (All)	80-83	-	-	-	CB12A-A
360	DT360 Enduro	74	-	-	-	12N12A-4A-1
	RT1, RT1B 360	-	-	-	-	6N4B-2A-3
	Enduro	70-71	-	-	-	6N2-2A-3
	RT2, RT3 360	-	-	-	-	-
	Enduro	72-73	-	-	-	6N4-2A-5
	XS360	76-78	-	-	-	12N12A-4A-1
	XS360-2	77	-	-	-	12N12-3B
350	BW350 Big Wheel	87-88	-	-	-	CB12B-B2
	R3	69	-	-	-	CB5L-B
	R5, R5B, R5C	70-72	-	-	-	12N5.5A-3B
	RD350	73-75	-	-	-	12N5.5A-3B
	RZ350	84-85	-	-	-	12N5.5-3B
	XT350	85-00	-	-	-	CB3L-B
	YR2/C	68	-	-	-	12N5.5-3B
250	DS6B, DS6C	69-70	-	-	-	CB5L-B
	DS7	72	-	-	-	12N5-3B
	DT1 250 Enduro	68	-	-	-	12N5.5A-3B
	DT1B,DT1C,	-	-	-	-	6N2-2A-3
	DT1E 250 Enduro	69-71	-	-	-	6N2-2A-3
	DT2 250 Enduro	72	-	-	-	6N4-2A-5
	DT250 Enduro	77-79	-	-	-	6N6-3B-1
	DT250 Enduro	74-76	-	-	-	6N4B-2A-3
	DT3 250 Enduro	73	-	-	-	6N4-2A-5
	RD250	73-75	-	-	-	12N5.5A-3B
	SR250 Exciter	80-82	-	-	-	CB12A-A
	SRX250	87	-	-	-	12N12A-4A-1
	TTR250	99-06	PT7B-4	-	-	12N12A-4A-1
	WR250F	03-09	PTX5LBS-FS	PTX5L-BS	-	-
	WR250X,R	08-10	PTZ7S	-	-	-
	XT250	08-10	PTZ7S	-	-	-
	XT250	84	-	-	-	CB3L-B
	XT250	80-83	-	-	-	6N6-3B-1
	XV250 Virago	95-03	-	-	-	CB10L-A2
	XV250 Route 66	88-90	-	-	-	CB10L-A2
	XV250YCR V-Star	09-10	-	-	-	CB10L-A2
	Tricker	-10	PTZ7S	-	-	-
230	TTR230E	06-07	PTX5LBS-FS	PTX5L-BS	-	-
225	TTR225	99-05	PT7B-4	-	-	-
	XT225	01-07	PTZ7S	-	-	-
	XT225 Serow	92-00	PTX7LBS-FS	PTX7L-BS	-	-
200	BW200E BigWheel (Elec.Start)	86-88	-	-	-	CB7C-A
	CS3B, CS3C	70-71	-	-	-	CB9L-A2
	CS5	72	-	-	-	12N9-3A-1
	RD200	74-76	-	-	-	CB9L-A2
	TW200 Trailway	87-10	-	-	-	12N9-3A-1
	XT200	82-83	-	-	-	CB7C-A
	YCS1	68	-	-	-	6N4A-4D
185	SR185 Exciter	81-82	-	-	-	CB9L-A2
175	CT1,CT1B,	-	-	-	-	CB7L-B
	CT1C 175 Enduro	69-71	-	-	-	-
	CT2, CT3	-	-	-	-	6N2-2A-3
	175 Enduro	72-73	-	-	-	6N4A-4D
	DT175 Enduro	78-81	-	-	-	6N6-3B-1
	DT175 Enduro	74-76	-	-	-	6N4B-2A-3
125	AS2C	69	-	-	-	12N5.5-3B
	AT1E, AT1B,	-	-	-	-	-
	AT1C 125 Enduro	69-71	-	-	-	CB7L-B
	AT2, AT3	-	-	-	-	12N7-3B
	125 Enduro	72-73	-	-	-	CB7L-B
	DT125 Enduro	78-81	-	-	-	12N7-3B
	DT125 Enduro	74-76	-	-	-	12N7-3B
	RD125	75-76	-	-	-	12N5.5A-3B

* Eliminates need for sensor (needs to be disabled).

* This battery includes a sensor.



Motorcycle Battery Applications

YAMAHA (Continued)

Table with columns: cc, Model, Year, Factory Sealed Maintenance Free, Sealed Maintenance Free, High Performance, Conventional. Lists Yamaha models like TTR125E/LE, DT100 Enduro, etc.

YAMAHA (Continued)

Table with columns: cc, Model, Year, Factory Sealed Maintenance Free, Sealed Maintenance Free, High Performance, Conventional. Lists Yamaha models like G65, G65B, GT1 Mini Enduro, etc.

All Terrain Vehicle Battery Applications

AEON (BENZAI)

Table with columns: cc, Model, Year, Factory Sealed Maintenance Free, Sealed Maintenance Free, High Performance, Conventional. Lists AEON models like Cobra/CX-Sport 100 All.

DRR

Table with columns: cc, Model, Year, Factory Sealed Maintenance Free, Sealed Maintenance Free, High Performance, Conventional. Lists DRR models like All Models.

ARCTIC CAT

Table with columns: cc, Model, Year, Factory Sealed Maintenance Free, Sealed Maintenance Free, High Performance, Conventional. Lists Arctic Cat models like TRV700, 650H1, etc.

E-TON

Table with columns: cc, Model, Year, Factory Sealed Maintenance Free, Sealed Maintenance Free, High Performance, Conventional. Lists E-TON models like Vector250, Viper150R, etc.

BOMBARDIER (Can-Am)

Table with columns: cc, Model, Year, Factory Sealed Maintenance Free, Sealed Maintenance Free, High Performance, Conventional. Lists Bombardier models like Outlander800 EFI, DS650, etc.

HONDA

Table with columns: cc, Model, Year, Factory Sealed Maintenance Free, Sealed Maintenance Free, High Performance, Conventional. Lists Honda models like TRX700XX, TRX680, etc.

CANNONDALE

Table with columns: cc, Model, Year, Factory Sealed Maintenance Free, Sealed Maintenance Free, High Performance, Conventional. Lists Cannondale models like All Models.



All Terrain Battery Applications

HONDA (Continued)

cc	Model	Year	Factory Sealed, Sealed Maintenance		High Performance	Conventional
			Free	Free		
125	TRX200 FourTrax TRX200SX	84	PTX14AHBS-FS	PTX14AH-BS	CB14A-A2	-
	FourTrax	86-88	PTX12BS-FS	PTX12-BS	-	-
	ATC125M	86-87	PTX12BS-FS	PTX12-BS	-	-
	ATC125M	84-85	-	-	CB9A-A	-
90	TRX125 FourTrax	87-88	PTX9BS-FS	PTX9-BS	-	-
	TRX125 FourTrax	85-86	-	-	CB9A-A	-
	TRX90EX	06-10	PTX5LBS-FS	PTX5L-BS	-	-

HYOSUNG

cc	Model	Year	Factory Sealed, Sealed Maintenance		High Performance	Conventional
			Free	Free		
450	TE450S	-10	PTX9BS-FS	PTX9-BS	-	-

JOHN DEERE

cc	Model	Year	Factory Sealed, Sealed Maintenance		High Performance	Conventional
			Free	Free		
	All Models	All	PTX19CLBS-FS	PTX19CL-BS	CB16CL-B	-

KASEA

cc	Model	Year	Factory Sealed, Sealed Maintenance		High Performance	Conventional
			Free	Free		
250	Skyhawk 250	All	PTX7ABS-FS	PTX7A-BS	-	-
170	Skyhawk 170	All	PTX7ABS-FS	PTX7A-BS	-	-
150	Skyhawk 150, Adventure Buggy	All	PTX7ABS-FS	PTX7A-BS	-	-
125	KS,KU Models, Adventure Buggy	All	PTX7ABS-FS	PTX7A-BS	-	-
90	Skyhawk 90, KS,KU Models	All	PTX5LBS-FS	PTX5L-BS	-	-
65	KS,KU Models	All	PTX7ABS-FS	PTX7A-BS	-	-
50	Mini Skyhawk, Skyhawk 50	All	PTX4LBS-FS	PTX4L-BS	-	-

KAWASAKI

cc	Model	Year	Factory Sealed, Sealed Maintenance		High Performance	Conventional
			Free	Free		
750	KVF750-A, B Brute Force 750 4x4	05-10	PTX14BS-FS†	-	-	-
700	KFX700 V-Force KSV700-A, B (KFX700) KSV700-A, B Prairie 700 4x4 KVF700-A, B, D Prairie 700, 4x4 KV650-A,B,D, E Prairie 650, 4x4	03-10	PTX14BS-FS†	-	-	-
650	KV650-A,B,D, E Prairie 650, 4x4	02-10	PTX14BS-FS†	-	-	-
450	KFX450R	08-10	PTX7LBS-FS	PTX7L-BS	-	-
400	KLF400-B Bayou 400 4x4 KSF400-A (KFX400) KVF400-A Prairie 4x4 KVF400-A Prairie 400 4x4 (CN) KVF400-B Prairie 400 4x4 KVF400-C Prairie 400, 4x4 KVF400-C Prairie 400 4x4 (CN) KVF400-D Prairie 400, 4x4 KVF400-D Prairie 400 4x4 (CN) KVF360-A,B, C Prairie 360, 4x4 KEF300-A Lakota KEF300-B Lakota Sport KLF300-A Bayou KLF300-B Bayou KLF300-B Bayou (CN) KLF300-C Bayou 300 4x4 KLF300-C Bayou 300 4x4 (CN) KVF300-A Prairie 300, 4x4	93-00	PTX19CLBS-FS	PTX19CL-BS	CB16CL-B	-
		03-06	PTX9BS-FS	PTX9-BS	-	-
		97-00	PTX14AHBS-FS	PTX14AH-BS	CB14A-A2	-
		97-00	PTX19CLBS-FS	PTX19CL-BS	CB16CL-B	-
		98-00	PTX14AHBS-FS	PTX14AH-BS	CB14A-A2	-
		98-00	PTX19CLBS-FS	PTX19CL-BS	CB16CL-B	-
		99-02	PTX14AHBS-FS	PTX14AH-BS	CB14A-A2	-
		99-02	PTX14BS-FS	PTX14-BS	-	-
		99-02	PTX14AHBS-FS	PTX14AH-BS	CB14A-A2	-
360	KVF360-A,B, C Prairie 360, 4x4	03-10	PTX14AHBS-FS	PTX14AH-BS	CB14A-A2	-
300	KEF300-A Lakota KEF300-B Lakota Sport KLF300-A Bayou KLF300-B Bayou KLF300-B Bayou (CN) KLF300-C Bayou 300 4x4 KLF300-C Bayou 300 4x4 (CN) KVF300-A Prairie 300, 4x4	95-00	PTX14AHBS-FS	PTX14AH-BS	CB14A-A2	-
		01-03	PTX14AHBS-FS	PTX14AH-BS	CB14A-A2	-
		86-87	PTX19CLBS-FS	PTX19CL-BS	CB16CL-B	-
		88-04	PTX14AHBS-FS	PTX14AH-BS	CB14A-A2	-
		92-99	PTX19CLBS-FS	PTX19CL-BS	CB16CL-B	-
		89-04	PTX14AHBS-FS	PTX14AH-BS	CB14A-A2	-
		92-05	PTX19CLBS-FS	PTX19CL-BS	CB16CL-B	-
		99-02	PTX14AHBS-FS	PTX14AH-BS	CB14A-A2	-

KAWASAKI (Continued)

cc	Model	Year	Factory Sealed, Sealed Maintenance		High Performance	Conventional
			Free	Free		
	KVF300-A Prairie 300, 4x4 (CN)	99-01	PTX19CLBS-FS	PTX19CL-BS	CB16CL-B	-
	KVF300-B Prairie 300, 4x4 KVF300-B Prairie 300, 4x4 (CN)	99-02	PTX14AHBS-FS	PTX14AH-BS	CB14A-A2	-
250	KLF250-A Bayou KLF250-A Bayou (CN) KLT250-A KLT250-C Prairie KLT250-C Prairie	03-10	-	-	CB16CL-B	-
		03-05	PTX14AHBS-FS	PTX14AH-BS	CB14A-A2	-
		82-83	-	-	CB12A-A	-
		84-85	-	-	CB10L-B	-
		83	-	-	CB12A-A	-
220	KLF220-A Bayou KLF220-A Bayou (CN)	88-02	-	-	CB10A-A2	-
		92-02	PTX14AHBS-FS	PTX14AH-BS	CB14A-A2	-
200	KLT200-A, C KLT200-B, C	81-84	-	-	CB10L-B	-
		83	-	-	CB12A-A	-
185	KLF185-A Bayou	85-88	-	-	CB10L-B	-
110	KLF110-B Mojave (Elec.Start)	87-88	-	-	CB9L-A2	-
90	KFX90	07-10	PTX5LBS-FS	PTX5L-BS	-	-
80	KSF80-A (KFX80)	03-05	PTX5LBS-FS	PTX5L-BS	-	-
50	KFX50	07-10	PTX5LBS-FS	PTX5L-BS	-	-

KTM

cc	Model	Year	Factory Sealed, Sealed Maintenance		High Performance	Conventional
			Free	Free		
525	SX ATV	10	PTX5LBS-FS	PTX5L-BS	-	-
505	SX ATV	08-10	PTX5LBS-FS	PTX5L-BS	-	-
	XC ATV	08-09	PTX5LBS-FS	PTX5L-BS	-	-
450	SX ATV	08-10	PTX5LBS-FS	PTX5L-BS	-	-
	XC ATV	08-09	PTX5LBS-FS	PTX5L-BS	-	-

KYMCO

cc	Model	Year	Factory Sealed, Sealed Maintenance		High Performance	Conventional
			Free	Free		
500	MXU500	-10	PTX20LBS-FS	PTX20L-BS	-	-
300	Mongoose300 MXU300SD	-10	PTX12BS-FS	PTX12-BS	-	-
		All	PTX12BS-FS	PTX12-BS	-	-
250	Mongoose, MXU250	All	PTX12BS-FS	PTX12-BS	-	-
150	MXU150	All	PTX9BS-FS	PTX9-BS	-	-
90	Mongoose 90	All	PTX5LBS-FS	PTX5L-BS	-	-
50	Mongoose 50	All	PTX5LBS-FS	PTX5L-BS	-	-

MANCO

cc	Model	Year	Factory Sealed, Sealed Maintenance		High Performance	Conventional
			Free	Free		
260	8265L	06	PTX14AHBS-FS	PTX14AH-BS	CB14A-A2	-
	8264L	05-06	PTX14AHBS-FS	PTX14AH-BS	CB14A-A2	-
	8260E, L	04-06	PTX14AHBS-FS	PTX14AH-BS	CB14A-A2	-
72	8089L	05-06	PTX5LBS-FS	PTX5L-BS	-	-

PANDA MOTOR SPORTS

cc	Model	Year	Factory Sealed, Sealed Maintenance		High Performance	Conventional
			Free	Free		
125	KD125	-	-	-	CB7-A	-
80	KD80	-	-	-	CB7-A	-
50	KD50	-	-	-	CB7-A	-

POLARIS

cc	Model	Year	Factory Sealed, Sealed Maintenance		High Performance	Conventional
			Free	Free		
850	Sportsman	-10	PIX30LBS-FS†	-	-	-
800	Sportsman	05-10	PIX30LBS-FS	PIX30L-BS	CB30L-B	-
700	Sportsman, Military	02-10	PIX30LBS-FS	PIX30L-BS	CB30L-B	-
600	Sportsman	04-05	PIX30LBS-FS	PIX30L-BS	CB30L-B	-
550	Sportsman	-10	PIX30LBS-FS	PIX30L-BS	-	-
525	Outlaw 525	08-10	PTX9BS-FS	PTX9-BS	-	-
500	All Models (Excl.Predator)	99-10	PTX14AHBS-FS	PTX14AH-BS	CB14A-A2	-
	Predator	03-06	PTX9BS-FS	PTX9-BS	-	-
	Sportsman	-09	PIX30LBS-FS	PIX30L-BS	CB30L-B	-
450	Outlaw 450 Diesel .445 Liter (primary) (secondary)	07-10	PTX9BS-FS	PTX9-BS	-	-
		99-03	PIX30LBS-FS	PIX30L-BS	CB30L-B	-
			PTX14AHBS-FS	PTX14AH-BS	CB14A-A2	-
425	All models	95-02	PTX14AHBS-FS	PTX14AH-BS	CB14A-A2	-
400	Sportsman	-09	PTX14AHBS-FS	PTX14AH-BS	-	-
	All models	94-08	PTX14AHBS-FS	PTX14AH-BS	CB14A-A2	-
335	Sportsman	98-01	PTX14AHBS-FS	PTX14AH-BS	CB14A-A2	-

† Must use factory activated battery.





All Terrain Battery Applications

POLARIS (Continued)

Table with columns: cc, Model, Year, Factory Sealed Maintenance Free, Sealed Maintenance Free, High Performance, Conventional. Rows include models like Magnum Trail Boss, Sportsman, All models, Hawkkey, Sportman 300, etc.

QIANJIANG

Table with columns: cc, Model, Year, Factory Sealed Maintenance Free, Sealed Maintenance Free, High Performance, Conventional. Rows include models like ATV100, ATV50.

SUZUKI

Table with columns: cc, Model, Year, Factory Sealed Maintenance Free, Sealed Maintenance Free, High Performance, Conventional. Rows include models like LT-A750X, King Quad, LT-A700X, etc.

SUZUKI (Continued)

Table with columns: cc, Model, Year, Factory Sealed Maintenance Free, Sealed Maintenance Free, High Performance, Conventional. Rows include models like LT230E, QuadRunner, LT-F160, etc.

YAMAHA

Table with columns: cc, Model, Year, Factory Sealed Maintenance Free, Sealed Maintenance Free, High Performance, Conventional. Rows include models like YFM7FG Grizzly, YFM700R Raptor, YFM660FW Grizzly, etc.

^ See Battery Cross Reference Chart on Page 5 for optional upgrade.



European and other Motorcycle Battery Applications

APRILIA

cc	Model	Year	Battery Type
1000	ETV Caponord	02-03	PTX14-BS-
	RST Futura	01-04	PTX12-BS-
	RSV 1000 Mile SP	99	PTX12-BS-
	RSV 1000 Factory	04-10	PTX12-BS-
	RSV 1000 Mile R	01-05	PTX12-BS-
	RSV 1000 Mile	01-09	PTX12-BS-
	RSV 1000 Mile	00	PTX12-BS-
	Tuono1000R Factory	03-10	PTX12-BS-
	SL Falco	01-03	PTX14-BS-
850	MANA850	09-10	PTX14-BS-
750	Shiver	09-10	PTX14-BS-
	Dorsoduro	09-10	PTX14-BS-
	Pegaso Strada, Factory, Trail	09-10	PTX12-BS-
	Pegaso	00	CB12AL-A
600	Tuareg, Wind	87-88	CB14L-A2-
550	RXV550	-10	PTX7A-BS-
	SVX550	-10	PTX7A-BS-
500	Scarabeo	04-05	CB14L-A2-
	Atlantic	03-05	CB14L-A2-
450	RXV450	-10	PTX7A-BS-
	SVX450	-10	PTX7A-BS-
350	Tuareg, Wind	87-88	CB14L-A2-
250	RS250	00-04	CB4L-B-
200	Atlantic	04-05	CB12AL-A
150	Scarabeo	00-04	CB12AL-A
	Mojito	04-05	PTX7L-BS-
	Leonardo	00-03	CB12AL-A
125	Tuareg, Wind	88	CB9-B
	RS125	-10	CB9-B
50	RS50	00-05	CB4L-B-
	SR50	00-01	CB4L-B-
	SR50 Ditech	01-05	PTX5L-BS-
	Scarabeo	00-03	CB4L-B-
	Mojito	04-05	CB4L-B-
	Rally	04-05	CB4L-B-

ATK

cc	Model	Year	Battery Type
	All Electric Start Models	91-95	PTX9-BS-
	All Electric Start Models	96-01	PTX7L-BS-

BENELLI

cc	Model	Year	Battery Type
900	900 (6 Cilindri)		C60-N24AL-B-
650	650 Tornado U.T.		CB12A-A
250	250 (4 Cilindri)		CB12A-A
	250-2C		6N11A-1B
125	125 Cross		6N11A-1B
	125 Custom Guzzi		12N5.5-4A
	125 Guzzi		12N5.5-4A
	125 Jarno (c/avv.)		CB9-B
	125 Scooter Benelli		CB9L-B
	125-2 CSE		6N11A-1B
	125CS		CB9-B
	125T Sport		6N11A-1B
50	Devil 50 (c/avv.)		CB4L-B-
	KBX 50 Race		CB4L-B-
	Scooty LX/DLX		CB4L-B-

BIG DOG

cc	Model	Year	Battery Type
1750	Boxer	01-02	PTX20L-BS-
	Bulldog	98-02	PTX20L-BS-
	Husky, Husky XT	99-02	PTX20L-BS-
	Mastiff	01-02	PTX20L-BS-
	Pitbull	98-02	PTX20L-BS-
	Prosport, Prosport 18	99-02	PTX20L-BS-
	Vintage- Classic, Light, Sport	99-01	PTX20L-BS-
	Woft	00-02	PTX20L-BS-
1570	Vintage- Classic, Light, Sport	99	PTX20L-BS-
1442	Aeroglide, Aerosport	98-99	PTX20L-BS-
	Bulldog	98	PTX20L-BS-
	Pitbull	98-99	PTX20L-BS-
	Prosport, Prosport 18	98	PTX20L-BS-
	Vintage- Classic, Light, Sport	98	PTX20L-BS-
1340	Aeroglide & Aerosport	97	PTX20L-BS-
	Coyote	95-96	PTX20L-BS-
	Proglide	95-00	PTX20L-BS-
	Vintage- Classic, Light, Sport	95-97	PTX20L-BS-

BIMOTA

cc	Model	Year	Battery Type
1100	SB6, SB7	95-97	PTX7L-BS(x)2-
	SB6R	97-99	PTX12-BS-
1000	YB8/ YB10	92-95	CB14L-A2-
	YB11	96-99	PTX12-BS-
996	SB8R, SB8RS	98-00	PTX12-BS-
900	DB2	93-95	CB14A-2-
	DB2 Final Edition	97	CB14A-2-
	DB3 Mantra	97-99	PTX7L-BS(x)2-
	Tesi	91-95	CB14A-2-

BMW

cc	Model	Year	Battery Type
1300	K1300GT	09-10	51913-
	K1300S	09-10	PTX14-BS-
1200	K1200R,S	05-09	PTX14-BS-
	R1200GS,S,R	05-10	PTX14-BS-
	K1200LT	05	51913-
	R1200LT,GT	05-10	51913-
	K1200LT,GT,RS,S	99-05	51913-
	K1200RS	05-09	51913-
	K1200RS	97-05	51913-
	R1200C	98-05	51913-
	R1200RT	05-10	51913-
	HP2 Sport/Megamoto	-10	PTX14-BS-
1150	R1150GS, R	00-05	51913-
1100	R1100LT/RS	90-95	51913-
	R1100GS	94-00	51913-
	R1100R	94-00	51913-
	R1100RS, RT	93-00	51913-
	R1100S	99-00	51913-
1000	All K Models	83-93	53030-
	R100/7	76-84	53030-
	R100GS,PD,R,		
	RS,RT	87-95	53030-
	R100CS	76-84	53030-
900	R90/6, R90S	69-76	53030-
850	R850R	95-97	51913-
800	F800ST, GS	09-10	PTX14-BS-
	R80, R80RT	84-95	53030-
	R80GS, R80ST	80-96	51814
	R80/7, R80RT	78-84	53030-
750	K75, RT	85-95	53030-
	K75C, S	85-95	51814
	R75/5	70-73	51814
	R75/7	76-84	53030-
	R75/6	69-76	53030-
700	R69 - R69S	55-69	B38-6A
650	F650GS	09-10	PTX14-BS-
	F650	93-00	CB12AL-A
	R65	84-95	53030-
	R65LS	78-84	51814
600	R60, R60/2		
	Twin Cylinders	55-69	B38-6A
	R60/5	70-73	51814
	R60/6, R60/7	69-84	53030-
500	R60/2 Twin Cylinders	55-69	B38-6A
	R50/5	70-73	51814
	R60/S Twin Cylinders	55-69	B38-6A
260	R26, R27		
	Single Cylinder	55-69	6N11A-1B
	R26		B39-6

BSA

cc	Model	Year	Battery Type
	250, 350, 400		
	441, 500 (12V)		CB7-A
	600, 650, 750 (12V)		CB7-A
	250, 350, 650 (6V)		B39-6
	500 Gold Star		B38-6A
	Rocket 750,		
	Thunderbolt		CB9L-B
	Spitfire HK35,		
	Starfire B25		CB9L-B

CAGIVA

cc	Model	Year	Battery Type
900	Elefant E900		CB16B-A1
750	Elefant	94-97	CB16-B-
	Elefant Bifaro	89	CB14L-A2-
500	T4 E Elefant	88-	CB14L-A2-
350	Elefant 2 Cyl.	86-	CB14L-A2-
	T4 E Elefant, W12	87-	CB14L-A2-
	T4R	87-	CB3L-A
125	Crouser	87-88	CB9-B
	Freccia C9/ C10R/ C12R	87-90	CB9-B
	Lawson	90-97	CB9-B
	Mito	90-97	CB9-B

CAGIVA (Continued)

cc	Model	Year	Battery Type
	N 90	97	CB9-B
	Roadster	94-97	CB9-B
	Supercity	91-97	CB9-B
50	City, Lucky, Explorer	94-97	PTX4L-BS-
	K3, W4	-98	CB4L-B-

CAN-AM

cc	Model	Year	Battery Type
250	Spyder	08-09	PIX50LBS-FS†
250	All Models	96-01	12N5-4B
175	All Models	96-01	12N5-4B
125	All Models (Except Roadster & Supercity)	96-01	12N5-4B

CCM

cc	Model	Year	Battery Type
600	All Electric Start Models	96-01	PTX9-BS-

DAZON

cc	Model	Year	Battery Type
150	Raider-Adventure	02-03	12N5-4B
	Raider- Classic	04	PTX9-BS-
	Raider-Max	04	PTX9-BS-
125	Scorpion	04	PTX9-BS-
50	Diamondback	03-04	PTX4L-BS-
	Stinger	03-04	CB7-A

DERBI

cc	Model	Year	Battery Type
	All Models		CB4L-B-

DUCATI

cc	Model	Year	Battery Type
1200	12, S, Multistrada	07	PT12B-4
1198	MY08	09-10	PT12B-4
1100	Monster 1100	09-10	PT12B-4
	1100S, Multistrada,		
	Hypermotard	07-10	PT12B-4
	Street Fighter, S	09	PT12B-4
1098	1098	07-09	PT12B-4
	All Other Models	01-10	PT12B-4
1000	Desmosedici RR	08-09	PT12B-4
	Biposto, GT, ST3	07	PT12B-4
	GT1000, Touring,		
	Sport 1100S	-09	PT12B-4
998	998, 999	02-07	PT12B-4
996	Monoposto,		
	Biposto, S	01-07	PT12B-4
	996, S, SPS	99-00	CB16AL-A2
944	ST2	01-07	PT12B-4
	Suport Touring 2 (ST2)	97-00	CB16AL-A2
916	Biposto, Senna,		
	Strada	94-98	CB16AL-A2
	I.E., SP, SP S	94-98	CB16AL-A2
	Monster S4	01-02	PT12B-4
	ST4	01-07	PT12B-4
	ST4	99-00	CB16AL-A2
907	I.E. Paso	90-94	CB16-B-
906	Paso	90-92	CB16-B-
900	Monster	01-07	PT12B-4
	Monster	94-00	CB16AL-A2
	SS Kick-Start	-81	CB12A-A
	SS Replica	-81	CB12A-A
	SS Supersport,		
	Replica	82-	CB14L-A2-
	SS	01-07	PT12B-4
	SL	92-96	CB16AL-A2
	Supersport FE	97-98	CB16AL-A2
888	SP, SP II, SP IV,		
	SP V	90-95	CB16AL-A2
860	GT, GTS		
	Kick-Start		CB12A-A
851	Superbike	90-91	CB16AL-A2
	S Superbike	91-92	CB16AL-A2
848	848	09-10	PT12B-4
800	800SS	07	PT12B-4
750	F1, Montjuich, Paso	87-90	CB14L-A2-
	GT, Laguna Seca		C60-N24AL-B-
	Indiana		CB14L-A2-
	Monster	01-07	PT12B-4
	Sport	89-90	CB16AL-A2
750	SS Supersport		
	Kick-Str.		CB12A-A
	SS	01-07	PT12B-4
	SS	90-00	CB16AL-A2

* Please see battery cross reference chart on page 5 for optional upgrades.

† Must use factory activated battery.



DUCATI (Continued)

Table with columns: cc, Model, Year, Battery Type. Includes models like Monoposto, Biposto, S, Strada Biposto, SP, SPS, Monster, Multistrada, Alazzurra, Indiana, Pantah, Monster, Pantah, TL, GTL, GTV, Pantah, Sport.

GAS GAS

Table with columns: cc, Model, Year, Battery Type. Includes models like FSR450, Pampera, Pampera, Pampera.

GILERA

Table with columns: cc, Model, Year, Battery Type. Includes models like Nordwest, RC 600C, Top Rally, XRT, Dakota Kick-Start, Arizona, Fast Bike, Kick-Start, Apache Kick-Start, Arizona Kick-Start, Crona Kick-Start, CX Kick-Start, Fast Bike Kick-Start, Freestyle Kick-Start, GFR Kick-Start, KK, KZ Kick-Start, MX1, MXR, Nebraska Kick-Start, R1, R1S Kick-Start, RC Rally, RTX, RV, RX, XR1, XR2 Kick-Start, Bullit, Easy Moving, Runner, Eagle, GSA E-Start, Runner, Sioux E-Start.

GILERA (Continued)

Table with columns: cc, Model, Year, Battery Type. Includes models like Stalker, Storm, Top Rally, Typhoon.

HUSABERG

Table with columns: cc, Model, Year, Battery Type. Includes models like All FE, FX, FS, All Electric, Start Models, All Electric, Start Models.

HUSQVARNA

Table with columns: cc, Model, Year, Battery Type. Includes models like TE610E, SM610S, TE450/TC450, TE410E.

HYOSUNG MOTORS

Table with columns: cc, Model, Year, Battery Type. Includes models like GT650,R,S, GV650,SE, GT250,R, GV250, XRX125.

KASEA

Table with columns: cc, Model, Year, Battery Type. Includes model RX125.

KTM

Table with columns: cc, Model, Year, Battery Type. Includes models like RC8, Super Duke, Supermoto, Superenduro, Adventure, Duke, Supermoto, XC-W, EXC Racing, SX-F, XC-F, XC-W, Adventurer, Duke, RXC LC4, Super Moto, DUKE II, LC4, Adventure, SMC, SXC, Adventure, Duke, LC4, EXC Racing, EXC Racing, EXC Racing, XC-W, 525, 525 EXC Racing, E/XC, M/XC, Racing 4-Stroke, E/XC, M/XC, Racing, 4-Stroke (Opt), EXC Racing, EXC Racing, SX-F, XC-F, XC-W, EXC Racing, EXC Racing, XC-W, EXC Racing, 4-Stroke, EXC Racing, 4-Stroke (Opt), LC4 E/XC, RXC LC4, EXC Racing, EXC Racing, EXF.

KYMC

Table with columns: cc, Model, Year, Battery Type. Includes model Venox250.

MBK

Table with columns: cc, Model, Year, Battery Type. Includes models like Skyliner, Skyliner, Vertex, Doodo, Flame, Flame R, Flame, Flame R, Skyliner, Thunder, Booster.

MBK (Continued)

Table with columns: cc, Model, Year, Battery Type. Includes models like Booster, Nitro, Ovetto, Nitro, Ovetto, Evolis, Booster, Evolis, Flipper, Nitro, Ovetto, Stunt.

MOTO GUZZI

Table with columns: cc, Model, Year, Battery Type. Includes models like Norge, Sport, ABS, Brevia 1200, Stervio, Brevia, Griso, 1100 California(CA), 1100 California, Special, Jackal, Stone, EV, Quota 1100 ES, Sport 1100i, V11 Bassa, V11 EV, V11 Le Mans, Sport, 1064 California Classic, Vintage, 1000 California III, Convert, Daytona, Le Mans, Mille, 1000NT, Quota, V10 Centauro, Sport, GT, 936 Bellagio, 850 Le Man, T3, T4, T5, 750 Brevia 750, Nevada 750, Nevada 750 Classic, 10, NTX, Strada, V7, V7 Classic, V75, 650 NTX, V65, V65 Florida, 500 Falcone, Falcone u.t., V50.

MuZ

Table with columns: cc, Model, Year, Battery Type. Includes models like Baghira, Mastiff, Skorpion, All Models.

MV AGUSTA

Table with columns: cc, Model, Year, Battery Type. Includes models like F4, Brutale, F4, Brutale.

NORTON

Table with columns: cc, Model, Year, Battery Type. Includes models like 9 1/2, Sport, Scrambler, Granpasso, Corsaro, Veloce, Avio, 850 Commando, Commando (75), 750 Ranger, Commando, 350 Navigator.

OZBIKE

Table with columns: cc, Model, Year, Battery Type. Includes model All Models.

PANDA MOTOR SPORTS

Table with columns: cc, Model, Year, Battery Type. Includes models like Trail Rider, Com-ute.

* Please see battery cross reference chart on page 5 for optional upgrades.

† Must use factory activated battery.

◊ Part number PTZ10S can be used as an optional upgrade, but spacer from MV must be used.



European and other Motorcycle Battery Applications

PANDA MOTOR SPORTS (Continued)

cc	Model	Year	Battery Type
	Cub	96-99	PTX4L-BS*
	Fun Rider	96-02	6N2-2A
	Retro	01-02	CB7-A
36	Corn-ute	98-01	6N4-2A

PEUGEOT

cc	Model	Year	Battery Type
150	Elyseo	98	CB12AL-A
125	Elyseo	98	CB12AL-A
	SV, SV Geo	93-97	CB5L-B
100	Speedfighter, Trakker	98	PTX5L-BS*
	SV, SV Geo	97	CB5L-B
80	SV, SV Geo	93-96	CB5L-B
50	Buxy, RS	96-97	CB4L-B*
	Elyseo	98	CB4L-B*

PIAGGIO-VESPA

cc	Model	Year	Battery Type
	APE CAR,MP,MPR,P602		C60-N24AL-B*
	Ape 50 FL	93	CB9-B
	Boxer, Bravo, Ciao		B39-6
	Cosa 2		CB7-A
	Cosa CLX 125 (c/cvv.)		CB7-A
	Cosa CLX 150 (c/avv.)		CB7-A
	Cosa CLX 200 (c/avv.)		CB7-A
	Free		CB4L-B*
	Hexagon 125/150		CB9-B
	NRG 50		CB4L-B*
	P125ETES, P125TS		CB7-A
	P200E (c/avv.)		CB9-B
	PK50, PK50-C.A., PK50N, PK50XL		CB7-A
	PK80S-C.A.		CB7-A
	PK125FL, PK125SS, PK125XL		CB7-A
	PX125		CB9-B
	PX125+80E		12N5.5-3B
	PX125+80E-AREC		12N5.5-3B
	PX125+80E-ARC		CB9-B
	PX125T5		CB9-B
	PX150E		CB9-B
	PX150E-ARC		CB9-B
	PX200-ARC		CB9-B
	PX200E-ARC		12N5.5-3B
	PX200GS		CB9-B

PIAGGIO-VESPA (Continued)

cc	Model	Year	Battery Type
	Quartz, Sactto,		
	Sfera 50, Sfera 80,		
	Skipper 125/150		CB4L-B*
	Vespa 50 Elestart		6N11A-1B(x2)
	Vespa 125 Sprint		B39-6
	Vespa 150 GL		B39-6
	Vespa 150 FL/ FL2 (c/avv.)		CB7-A
	Zip - Zip (Fast Rider)		CB4L-B*

PUCH

cc	Model	Year	Battery Type
	Cobra 80		B39-6
	Cobra GTL,		
	Daytona NS50,		
	Monza		B39-6
	Lido SL50,		
	Lido Vario		CB4L-B*
	Monza GP,		
	Monza GX, Monza X		B39-6

ROYAL ENFIELD

cc	Model	Year	Battery Type
500	All Kick-Start Models	95-99	CB7-A
	All Kick-Start Models		
	All Electric Start Models	00-03	CB5L-B
	All Electric Start Models		
	All Electric Start Models	00-03	CB14L-A2*
350	All Kick-Start Models	95-99	CB7-A
	All Kick-Start Models	00-03	CB5L-B
	All Electric Start Models	00-03	CB14L-A2*

SYM

cc	Model	Year	Battery Type
50	Red Devil	01	PTX4L-BS*

TGB / VINKING

cc	Model	Year	Battery Type
150	All Models	00	CB4L-B*
125	All Models	00	CB4L-B*
90	All Models	00	CB4L-B*
50	All Models	00	CB4L-B*

TRIUMPH

cc	Model	Year	Battery Type
2300	Rocket III	03-10	PTX20L-BS*

TRIUMPH (Continued)

cc	Model	Year	Battery Type
1600	Thunderbird	10	PTX20L-BS*
1200	Trophy	00-04	PTX14-BS*
	All Other Models	93-99	CB14L-A2*
1050	Tiger	07-09	PT12B-4
	Speed Triple	05-10	PTX12-BS*
	Sprint ST	05-10	PTX12BS-FS†
	Tiger	07-10	PT12B-4
1000	Daytona	92-93	CB14L-A2*
955	Daytona 955i,		
	Speed Triple,		
	Sprint ST	99-04	PTX14-BS*
	Sprint RS	00-04	PTX14-BS*
	Tiger	02-06	PTX14-BS*
	All Other Models	96-97	CB14L-A2*
900	Bonneville	06-07	PTX12-BS*
	Scrambler	06-07	PTX12-BS*
	T90		6N11A-1B
	Tiger	99-01	PTX14-BS*
	Thrupton	03-10	PTX12-BS*
	Thunderbird	02-03	CB14L-A2*
	All Other Models	91-01	CB14L-A2*
865	America	09-10	PTX12-BS*
	Bonneville T100, SE	09-10	PTX12-BS*
	Scrambler	09-10	PTX12-BS*
	Speedmaster	09-10	PTX12-BS*
800	Bonneville	01-05	PTX12-BS*
	Speedmaster	03-05	PTX12-BS*
750	Bonneville, Tiger		CB9-B
	T150 Trident		CB7L-B
	All Other Models	93-97	CB14L-A2*
675	Daytona 675	06-10	PT7B-4
	Street triple	09-10	PTX9-BS*
650	T120 Bonneville		CB7L-B
600	600 (12V)		B39-6(x2)
	6T, T20B		6N11A-1B
	Daytona 600	03-05	PTX9-BS*
	TT600	00-03	PTX12-BS*
500	500 (12V)		B39-6(x2)
	5TA, TR5A/R		6N11A-1B
350	350 (6V)		6N11A-1B
	350 (12V)		B39-6(x2)
	350 3TA,		
	Twenty One		B38-6A
250	Tigress (6V)		6N11A-1B
	Tigress (12V)		6N11A-1B(x2)
200	Tiger		6N11A-1B
183	Tigress		6N11A-1B
173	Tigress		6N11A-1B
150	Trident		CB7L-B
120	Bonneville		CB7L-B

Snowmobile Battery Applications

ARCTIC CAT

cc	Model	Year	Factory Sealed, Sealed		High Performance	Conventional
			Maintenance Free	Maintenance Free		
	4 Stroke Trail, Touring	02-03	PIX50LBS-FS	PIX50L-BS	C50-N18L-A-LM	
	Bearcat 340, 440	95-00	PTX14AHBS-FS	PTX14AH-BS	CB14-A2	
	Bearcat 570	04-07	PIX50LBS-FS	PIX50L-BS	C50-N18L-A-LM	
	Bearcat WT	95-02	PTX20BS-FS#	PTX20-BS#	CB18-A	
	Bearcat WT	03-04	PIX50LBS-FS	PIX50L-BS	C50-N18L-A-LM	
	Bearcat WT	05-07	PIX50LBS-FS	PIX50L-BS		
	Bearcat WT Turbo	06-07	PIX50LBS-FS	PIX50L-BS		
	Cheetah	86-90	PTX19LBS-FS	PTX19L-BS	CB16L-B	
	Cheetah	91-93	PTX14AHBS-FS	PTX14AHL-BS	CB14L-A2	
	Cougar	85-90	PTX19LBS-FS	PTX19L-BS	CB16L-B	
	Cougar	91-94	PTX14AHLBS-FS	PTX14AHL-BS	CB14L-A2	
	Cougar	95-98	PTX20BS-FS#	PTX20-BS#	CB18-A	
	El Tigre 5000	87-88	PTX14AHLBS-FS	PTX14AHL-BS	CB14L-A2	
	EXT	89-91	PTX19LBS-FS	PTX19L-BS	CB16L-B	
	EXT	92-94	PTX14AHLBS-FS	PTX14AHL-BS	CB14L-A2	
	EXT Dix (EFI)	97-98	PIX50LBS-FS	PIX50L-BS	C50-N18L-A-LM	
	EXT (EFI)	95-97		CB7-A	12N7-4A	
	EXT (EFI)	98	PTX20BS-FS#	PTX20-BS#	CB18-A	
	EXT 600	97-98	PTX20BS-FS#	PTX20-BS#	CB18-A	
	EXT (Carb)	95-96	PTX20BS-FS#	PTX20-BS#	CB18-A	
	EXT Special	91-92	PTX14AHLBS-FS	PTX14AHL-BS	CB14L-A2	
	F5	07	PTX20BS-FS#	PTX20-BS#	CB18-A	
	Firecat	03-06	PIX50LBS-FS	PIX50L-BS	C50-N18L-A-LM	
	Jag AFS	89-91	PTX14AHLBS-FS	PTX14AHL-BS	CB14L-A2	
	Jag AFS L/T	89-93	PTX14AHLBS-FS	PTX14AHL-BS	CB14L-A2	
	Jag, Jag Dix	85-93	PTX14AHLBS-FS	PTX14AHL-BS	CB14L-A2	
	Jag, Jag Dix	94-99	PTX14AHBS-FS	PTX14AH-BS	CB14-A2	
	Jag Liquid	96	PTX14AHBS-FS	PTX14AH-BS	CB14-A2	
	Jag Z	93	PTX14AHLBS-FS	PTX14AHL-BS	CB14L-A2	
	Jag Z	94	PTX14AHBS-FS	PTX14AH-BS	CB14-A2	
	King Cat 900	04-06	PIX50LBS-FS	PIX50L-BS	C50-N18L-A-LM	

ARCTIC CAT (Continued)

cc	Model	Year	Factory Sealed, Sealed		High Performance	Conventional
			Maintenance Free	Maintenance Free		
	Lynx	91-93	PTX14AHLBS-FS	PTX14AHL-BS	CB14L-A2	
	Mountain Cat	01	PTX20BS-FS#	PTX20-BS#	CB18-A	
	Mountain Cat 500	02	PTX20BS-FS#	PTX20-BS#	CB18-A	
	Mountain Cat 570	02-04	PIX50LBS-FS	PIX50L-BS	C50-N18L-A-LM	
	Mountain Cat 600	02-04	PTX20BS-FS#	PTX20-BS#	CB18-A	
	Mountain Cat 800	02-04	PIX50LBS-FS	PIX50L-BS	C50-N18L-A-LM	
	Mountain Cat 900	03-04	PIX50LBS-FS	PIX50L-BS	C50-N18L-A-LM	
	Mountain Cat 1000	02	PTX20BS-FS#	PTX20-BS#	CB18-A	
	Pantera	80-85	PTX19LBS-FS	PTX19L-BS	CB16L-B	
	Pantera	86-93	PTX14AHLBS-FS	PTX14AHL-BS	CB14L-A2	
	Pantera	94	PTX20BS-FS#	PTX20-BS#	CB18-A	
	Pantera	95-98	PIX50LBS-FS	PIX50L-BS	C50-N18L-A-LM	
	Pantera	99-01	PTX20BS-FS#	PTX20-BS#	CB18-A	
	Pantera 550, 600	02-05	PTX20BS-FS#	PTX20-BS#	CB18-A	
	Pantera 800	02-04	PIX50LBS-FS	PIX50L-BS	C50-N18L-A-LM	
	Panther	80-88	PTX19LBS-FS	PTX19L-BS	CB16L-B	
	Panther	89-93	PTX14AHLBS-FS	PTX14AHL-BS	CB14L-A2	
	Panther	94-96	PTX14AHLBS-FS	PTX14AHL-BS	CB14-A2	
	Panther 340	97-00	PTX14AHBS-FS	PTX14AH-BS	CB14-A2	
	Panther 370	01-04	PTX14AHBS-FS	PTX14AH-BS	CB14-A2	
	Panther 370	07	PTX14AHBS-FS	PTX14AH-BS	CB14-A2	
	Panther 440	97-03	PTX14AHBS-FS	PTX14AH-BS	CB14-A2	
	Panther 550	97-01	PTX20BS-FS#	PTX20-BS#	CB18-A	
	Panther 570	02-07	PIX50LBS-FS	PIX50L-BS	C50-N18L-A-LM	
	Panther 660	06-07	PIX50LBS-FS	PIX50L-BS	C50-N18L-A-LM	
	Powder Extreme	97-98	PTX20BS-FS#	PTX20-BS#	CB18-A	
	Powder Special	95-97	PTX20BS-FS#	PTX20-BS#	CB18-A	
	Prowler	90-93	PTX14AHLBS-FS	PTX14AHL-BS	CB14L-A2	
	Prowler	94		CB7-A	12N7-4A	
	Prowler 2-Up	95	PTX20BS-FS#	PTX20-BS#	CB18-A	
	Prowler Special	91-92	PTX20BS-FS#	PTX20-BS#	CB18-A	
	Puma	94-96	PTX14AHBS-FS	PTX14AH-BS	CB14-A2	

* Please see battery cross reference chart on page 5 for optional upgrades.

† Must use factory activated battery.

The PTX20 series batteries may be used as an optional upgrade, but some modification to the hold down may be necessary. See battery label for retrofit cautions.





Snowmobile Battery Applications

ARCTIC CAT (Continued)

Table with columns: cc, Model, Year, Factory Sealed Maintenance Free, Sealed Maintenance Free, High Performance, Conventional. Lists models like Sabercat 500, Super Jag, T660 Touring, etc.

BOMBARDIER/SKI-DOO (BRP)

Table with columns: cc, Model, Year, Factory Sealed Maintenance Free, Sealed Maintenance Free, High Performance, Conventional. Lists models like Expedition, Legend, Skandic, Summit, etc.

KAWASAKI

Table with columns: cc, Model, Year, Factory Sealed Maintenance Free, Sealed Maintenance Free, High Performance, Conventional. Lists All Models.

POLARIS

Table with columns: cc, Model, Year, Factory Sealed Maintenance Free, Sealed Maintenance Free, High Performance, Conventional. Lists models like Wide Track, Turbo Switchback, Dragon, etc.

POLARIS (Continued)

Table with columns: cc, Model, Year, Factory Sealed Maintenance Free, Sealed Maintenance Free, High Performance, Conventional. Lists Trail, Trail Touring.

YAMAHA

Table with columns: cc, Model, Year, Factory Sealed Maintenance Free, Sealed Maintenance Free, High Performance, Conventional. Lists models like FX Nitro, RS Venture, RS Vector, etc.

The PTX20 series batteries may be used as an optional upgrade, but some modification to the hold down may be necessary. See battery label for retrofit cautions.

† Must use factory activated battery.



Scooter Battery Applications

APRILLA

cc	Model	Year	Factory Sealed, Maintenance Free	Sealed Maintenance Free	High Performance	Conventional
500	Scarabeo	09-10	PTX12BS-FS	PTX12-BS	-	-
250	Sport City	09-10	PTX12BS-FS	PTX12-BS	-	-
200	Scarabeo	09-10	-	-	CB12AL-A	-
150	Mojito	09-10	PTX7LBS-FS	PTX7L-BS	-	-
100	Scarabeo ST	09-10	-	-	CB9-B	-
50	SR50	09-10	-	-	CB9-B	-

DRR

cc	Model	Year	Factory Sealed, Maintenance Free	Sealed Maintenance Free	High Performance	Conventional
-	All Models	-	PTX4LBS-FS	PTX4L-BS	-	-

E-TON

cc	Model	Year	Factory Sealed, Maintenance Free	Sealed Maintenance Free	High Performance	Conventional
150	Beamer R4-150	-10	PTX9BS-FS	PTX9-BS	-	-
-	Matrix R4-150	-10	PTX9BS-FS	PTX9-BS	-	-
-	Sport 150	-10	PTX7ABS-FS	PTX7A-BS	-	-
50	Beamer 50, III	00-10	PTX5LBS-FS	PTX5L-BS	-	-
-	Matrix 50	-10	PTX5LBS-FS	PTX5L-BS	-	-
-	Sport 50	-10	PTX7ABS-FS	PTX7A-BS	-	-

HONDA

cc	Model	Year	Factory Sealed, Maintenance Free	Sealed Maintenance Free	High Performance	Conventional
600	FSC600 Silver Wing	02-10	PTZ12S	-	-	-
250	CH250 Elite	85-90	PTX12BS-FS	PTX12-BS	-	-
-	CN250 Helix	93-09	PTX12BS-FS	PTX12-BS	-	-
-	CN250 Helix	86-87	PTX12BS-FS	PTX12-BS	-	-
-	NSS250 Reflex	01-09	PTZ12S	-	-	-
-	PS250 Big Ruckus	05-08	PTZ12S	-	-	-
150	CH150 Elite	87	PTX9BS-FS	PTX9-BS	-	-
-	CH150 Elite Deluxe	85-86	-	-	CB9-B	-
-	FES150	-	-	-	PTR9-BS	-
-	SH150	-10	PTX7LBS-FS	PTX7L-BS	-	-
125	CH125 Elite	84	-	-	CB9-B	-
-	FES125	-	-	-	PTR9-BS	-
-	NH125 Aero	84	-	-	CB5L-B	-
-	Pantheon 125	-	-	-	PTR9-BS	-
80	CH80 Elite	93-09	PTX5LBS-FS	PTX5L-BS	-	-
-	NH80 Aero	85	PTX5LBS-FS	PTX5L-BS	-	-
-	NH80MD Aero	83-84	-	-	CB5L-B	-
50	CHF50 Metropolitan, II, SP	02-10	PTZ7S	-	-	-
-	NB50 Aero	85-87	PTX4LBS-FS	PTX4L-BS	-	-
-	NB50M Aero	83-84	-	-	CB4L-B	-
-	NN50MD Gyro	84	-	-	CB4L-B	-
-	NPS50, S, Ruckus	03-10	PTZ7S	-	-	-
-	NQ50 Spree, 50D SS	86-87	PTX4LBS-FS	PTX4L-BS	-	-
-	NQ50 Spree	84-85	-	-	CB4L-B	-
-	P50 Little Honda	67-68	-	-	-	6N4-2A-4
-	PA50I Moped, PA50II	78-83	-	-	-	6N4B-2A-5
-	SA50 Elite LX, S, SR	88-01	PTX4LBS-FS	PTX4L-BS	-	-
-	SB50 (All)	88-90	PTX4LBS-FS	PTX4L-BS	-	-
-	SE50 Elite (All)	87	PTX4LBS-FS	PTX4L-BS	-	-
-	TG50 Gyro S (All)	85-86	PTX4LBS-FS	PTX4L-BS	-	-

HYOSUNG MOTORS

cc	Model	Year	Factory Sealed, Maintenance Free	Sealed Maintenance Free	High Performance	Conventional
250	NS3-250	09-10	PTX9BS-FS	PTX9-BS	-	-
100	EZ100	All	PTX5LBS-FS	PTX5L-BS	-	-
50	SB50 Super Cab, SD50 Sense, SF50 Prima	All	PTX4LBS-FS	PTX4L-BS	-	-

KASEA

cc	Model	Year	Factory Sealed, Maintenance Free	Sealed Maintenance Free	High Performance	Conventional
50	Sense, Prima	All	PTX5LBS-FS	PTX5L-BS	-	-

KYMCO

cc	Model	Year	Factory Sealed, Maintenance Free	Sealed Maintenance Free	High Performance	Conventional
500	Xciting 500i	09-10	PTX14BS-FS	PTX14-BS	-	-
400	Xciting 400i	09	PTX12BS-FS	PTX12-BS	-	-
250	People 250	09-10	PTX12BS-FS	PTX12-BS	-	-

KYMCO (Continued)

cc	Model	Year	Factory Sealed, Maintenance Free	Sealed Maintenance Free	High Performance	Conventional
-	Xciting 250i	10	PTX12BS-FS	PTX12-BS	-	-
150	People S 150	09-10	PTX7ABS-FS	PTX7A-BS	-	-
-	Super 8 150	09-10	PTX7ABS-FS	PTX7A-BS	-	-
125	People S 125	09-10	PTX7ABS-FS	PTX7A-BS	-	-
50	Super 8	09-10	PTX7ABS-FS	PTX7A-BS	-	-
-	Super 9	09-10	PTX5LBS-FS	PTX5L-BS	-	-
-	People	09-10	PTX5LBS-FS	PTX5L-BS	-	-
-	People S 50	09-10	PTX7ABS-FS	PTX7A-BS	-	-
-	Agility 50	09-10	PTX5LBS-FS	PTX5L-BS	-	-

MANCO

cc	Model	Year	Factory Sealed, Maintenance Free	Sealed Maintenance Free	High Performance	Conventional
50	5049E	02-06	PTX5LBS-FS	PTX5L-BS	-	-
-	5051L	06	PTX5LBS-FS	PTX5L-BS	-	-

PIAGGIO

cc	Model	Year	Factory Sealed, Maintenance Free	Sealed Maintenance Free	High Performance	Conventional
500	MP3 500	08-10	PTX14BS-FS	PTX14-BS	-	-
-	BV500	08-10	PTX14BS-FS	PTX14-BS	-	-
-	Fuoco 500ie	10	-	-	PTX16-BS	-
-	MP3 500	08-10	PTX14BS-FS	PTX14-BS	-	-
-	Nexus 500ie	10	PTX14AHLBS-FS	PTX14AHL-BS	CB14L-A2	-
460	X9	09	PTX14BS-FS	PTX14-BS	-	-
400	MP3 400	08-10	PTX14BS-FS	PTX14-BS	-	-
300	GTS300	10	PTX14BS-FS	PTX14-BS	-	-
-	Nexus 300ie	10	PTX14BS-FS	PTX14-BS	-	-
250	GTS250	10	PTX14BS-FS	PTX14-BS	-	-
-	GTV250	10	PTX14BS-FS	PTX14-BS	-	-
-	MP3 250	08-10	PTX14BS-FS	PTX14-BS	-	-
-	BV250	08-10	PTX14BS-FS	PTX14-BS	-	-
200	Runner 200	10	PTX12BS-FS	PTX12-BS	-	-
150	FLY150	09-10	-	-	CB9-B	-
-	LX150	10	-	-	CB9-B	-
125	Runner 125	10	PTX14BS-FS	PTX14-BS	-	-
50	FLY50	09-10	-	-	CB9-B	-
-	LX50	10	-	-	CB9-B	-
-	SP50	10	-	-	CB4L-B	-
-	Typhoon	09	-	-	CB9-B	-

SUZUKI

cc	Model	Year	Factory Sealed, Maintenance Free	Sealed Maintenance Free	High Performance	Conventional
650	AN650 Burgman	03-10	PTX14BS-FS†	-	-	-
400	AN400 Burgman	03-10	-	Not Available	-	-
50	F50, F50R	71	-	-	-	6N4-2A
-	FA50 Shuttle	80-91	-	-	-	6N2-2A-4
-	FS50	80-81	-	-	-	6N4-2A
-	FZ50	79-83	-	-	-	6N4-2A

SYM

cc	Model	Year	Factory Sealed, Maintenance Free	Sealed Maintenance Free	High Performance	Conventional
250	RV250	10	PTX12BS-FS	PTX12-BS	-	-
200	HD200	09-10	PTX9BS-FS	PTX9-BS	-	-
125	HD125	10	PTX9BS-FS	PTX9-BS	-	-
-	Fiddlell125	10	PTX7ABS-FS	PTX7A-BS	-	-
50	DD	09	PTX4LBS-FS	PTX4L-BS	-	-
-	Fiddlell50	10	PTX7ABS-FS	PTX7A-BS	-	-
-	JetEuro 50	10	PTZ7S	-	-	-
-	MIO50	10	PTX7ABS-FS	PTX7A-BS	-	-
-	MIO50	09	PTX5LBS-FS	PTX5L-BS	-	-
-	RS50	10	PTX4LBS-FS	PTX4L-BS	-	-
-	SYMply50	10	PTX7ABS-FS	PTX7A-BS	-	-

YAMAHA

cc	Model	Year	Factory Sealed, Maintenance Free	Sealed Maintenance Free	High Performance	Conventional
500	XP500T-Max	09-10	PTZ10S	-	-	-
400	YP400 Majesty	04-10	PT9B-4	-	-	-
-	Maxam	-10	PTZ10S	-	-	-
250	Morphous	06-07	PTZ10S	-	-	-
200	XC200 Riva	87-91	-	-	CB10L-B2	-
180	XC180 Riva	83-85	-	-	CB10L-B	-
125	YJ125T Vino 125	04-09	PTX7ABS-FS	PTX7A-BS	-	-
-	XC125 Riva	85-01	-	-	CB7C-A	-
-	Zuma 125	09-10	PTX7ABS-FS	PTX7A-BS	-	-
80	CV80 Riva	83-87	-	-	-	6N11-2D
50	CA50 Riva	83-86	-	-	-	6CB8L-B
-	CE50 Riva Jog	86-87	-	-	CB4L-B	-
-	CG50 Riva	88-91	-	-	CB4L-B	-

† Must use factory activated battery.





Scooter Battery Applications

YAMAHA (Continued)

Table with columns: cc, Model, Year, Factory Sealed Maintenance Free, Sealed Maintenance Free, High Performance, Conventional. Rows include CV50 Riva, CW50 Zuma, CW50 Zuma II, CV50 Riva Jog, SH50 Riva Razz.

YAMAHA (Continued)

Table with columns: cc, Model, Year, Factory Sealed Maintenance Free, Sealed Maintenance Free, High Performance, Conventional. Rows include XC50 Vino Classic, XF50W (C3), Vino/Vino Classic, YW50A Zuma, VOX.

Utility Vehicle Battery Applications

ARCTIC CAT

Table with columns: cc, Model, Year, Factory Sealed Maintenance Free, Sealed Maintenance Free, High Performance, Conventional. Rows include Prowler 1000, Prowler 700, Prowler 650, Prowler 550.

HONDA

Table with columns: cc, Model, Year, Factory Sealed Maintenance Free, Sealed Maintenance Free, High Performance, Conventional. Row includes MUV700 Big Red.

KAWASAKI

Table with columns: cc, Model, Year, Factory Sealed Maintenance Free, Sealed Maintenance Free, High Performance, Conventional. Rows include Mule 5210 Diesel, Teryx All Models(US), Teryx All Models(CN), KAF650, Mule 4010 4x4, KAF620, Mule3010, KAF620F, Mule 4010 4x4(US), KAF620F, Mule 4010 4x4(CN), KAF620, Mule 3000, 3010, 3020, KAF620, Mule 2500, 2510, 2520, KAF540, Mule 2010, 2020, 2030, KAF450, Mule 1000, KAF400, Mule 600, 610.

† Must use factory activated battery.

KAWASAKI (Continued)

Table with columns: cc, Model, Year, Factory Sealed Maintenance Free, Sealed Maintenance Free, High Performance, Conventional. Rows include Mule 4000, Mule 4010 Trans4x4, Diesel, Mule 4000, Advantage Classic, KAF300, Mule 500, 520, 550.

KYMCO

Table with columns: cc, Model, Year, Factory Sealed Maintenance Free, Sealed Maintenance Free, High Performance, Conventional. Row includes UXV500.

POLARIS

Table with columns: cc, Model, Year, Factory Sealed Maintenance Free, Sealed Maintenance Free, High Performance, Conventional. Rows include Ranger RZR, Ranger 6x6, 4x4, Ranger 6x6, 4x4, Ranger 2x4, Ranger RZR.

SUZUKI

Table with columns: cc, Model, Year, Factory Sealed Maintenance Free, Sealed Maintenance Free, High Performance, Conventional. Row includes QUV620F.

YAMAHA

Table with columns: cc, Model, Year, Factory Sealed Maintenance Free, Sealed Maintenance Free, High Performance, Conventional. Rows include Rhino (All Models) for years 08-09, 04-07, 04-09.



Personal Watercraft Battery Applications

AQUA-JET CO.

cc	Model	Year	Factory Sealed, Maintenance Free	Sealed Maintenance Free	High Performance	Conventional
432	Aqua-Jet Sx1	89-90	PTX19BS-FS	PTX19-BS	CB16-B	-
430	Aqua-Jet Sx1	91	PTX19BS-FS	PTX19-BS	CB16-B	-

ARCTIC CAT

cc	Model	Year	Factory Sealed, Maintenance Free	Sealed Maintenance Free	High Performance	Conventional
770	Tiger Shark	97-99	PTX14AHLBS-FS	PTX14AHL-BS	CB14L-A2	-
640	Tiger Shark	97-99	PTX14AHLBS-FS	PTX14AHL-BS	CB14L-A2	-

BOMBARDIER/SEA-DOO (BRP)

cc	Model	Year	Factory Sealed, Maintenance Free	Sealed Maintenance Free	High Performance	Conventional
1500	GTI, GTX, RXP, RXT, WAKE	10	PIX30CLBS-FS	-	CB30CL-B	-
	GTI, RXT	09	PIX30CLBS-FS	PIX30CL-BS	CB30CL-B	-
	GTX 4-Tec, RXP	03-06	PIX30CLBS-FS	PIX30CL-BS	CB30CL-B	-
	GTX 4-Tec, RXP	07	PIX30CLBS-FS	PIX30CL-BS	-	-
	All other Models	94-07	PTX19CLBS-FS	PTX19CL-BS	CB16CL-B	-
	All Models	88-93	PTX19LBS-FS	PTX19L-BS	CB16L-B	-

HONDA

cc	Model	Year	Factory Sealed, Maintenance Free	Sealed Maintenance Free	High Performance	Conventional
1470	Aqua Trax F-15, F-15X	03-10	PTX20LBS-FS	PTX20L-BS	-	-
1235	Aqua Trax F-12, F-12X	02-09	PTX20LBS-FS	PTX20L-BS	-	-
	Aqua Trax R-12, R-12X	02-09	PTX20LBS-FS	PTX20L-BS	-	-

KAWASAKI

cc	Model	Year	Factory Sealed, Maintenance Free	Sealed Maintenance Free	High Performance	Conventional
1500	JT1500-A, C STX-15F	04-10	PTX20LBS-FS	PTX20L-BS	-	-
	JT1500B, C, 250X, Ultra LX	07-10	PTX20LBS-FS	PTX20L-BS	-	-
1200	JH1200-A, B Ultra 150	99-05	PTX20LBS-FS	PTX20L-BS	-	-
	JT1200-A, B, C, STX-R, STX-12F	02-07	PTX20LBS-FS	PTX20L-BS	-	-
1100	JH1100-B Ultra 130	01-04	PTX20LBS-FS	PTX20L-BS	-	-
	JH1100 ZXi	96-03	PTX20LBS-FS	PTX20L-BS	-	-
	JT1100 STX	97-03	PTX20LBS-FS	PTX20L-BS	-	-
900	JH900 ZXi	95-97	PTX20LBS-FS	PTX20L-BS	-	-
	JT900 STS, STX	97-05	PTX20LBS-FS	PTX20L-BS	-	-
800	JS800 SX-R	03-10	PTX20LBS-FS	PTX20L-BS	-	-

KAWASAKI (Continued)

cc	Model	Year	Factory Sealed, Maintenance Free	Sealed Maintenance Free	High Performance	Conventional
750	JH750 SS, ST, Xi, XiR	92-99	PTX19CLBS-FS	PTX19CL-BS	CB16CL-B	-
	JH750 ST, Zxi	95-97	PTX20LBS-FS	PTX20L-BS	-	-
	JS750 SX, ZX	92-95	PTX19CLBS-FS	PTX19CL-BS	CB16CL-B	-
	JS750 SXi, SXi Pro	95-02	PTX20LBS-FS	PTX20L-BS	-	-
	JT750 XiR, ST, STS	94-95	PTX19CLBS-FS	PTX19CL-BS	CB16CL-B	-
	JT750 STS, STX	96-98	PTX20LBS-FS	PTX20L-BS	-	-
650	JF650 X2	86-95	PTX19CLBS-FS	PTX19CL-BS	CB16CL-B	-
	JF650 TS	89-96	PTX19CLBS-FS	PTX19CL-BS	CB16CL-B	-
	JF650 SC	91-95	PTX19CLBS-FS	PTX19CL-BS	CB16CL-B	-
	JS650 SX	87-95	PTX19CLBS-FS	PTX19CL-BS	CB16CL-B	-
550	JS550, SX	86-95	PTX19CLBS-FS	PTX19CL-BS	CB16CL-B	-
	JS550	82-85	PTX19LBS-FS	PTX19L-BS	CB16L-B	-
440	JS440	87-92	PTX19CLBS-FS	PTX19CL-BS	CB16CL-B	-
	JS440	77-86	PTX19LBS-FS	PTX19L-BS	CB16L-B	-
400	JS400	76	PTX19LBS-FS	PTX19L-BS	CB16L-B	-
300	JS300 TS, SX	86-91	PTX19CLBS-FS	PTX19CL-BS	CB16CL-B	-

POLARIS

cc	Model	Year	Factory Sealed, Maintenance Free	Sealed Maintenance Free	High Performance	Conventional
	All Models	All	PTX19CLBS-FS	PTX19CL-BS	CB16CL-B	-

S.O.S. MARINE MFG

cc	Model	Year	Factory Sealed, Maintenance Free	Sealed Maintenance Free	High Performance	Conventional
	All Models	All	PTX19CLBS-FS	PTX19CL-BS	CB16CL-B	-

ULTRANAUTICS

cc	Model	Year	Factory Sealed, Maintenance Free	Sealed Maintenance Free	High Performance	Conventional
800	Sea Flash	89-92	-	-	C60-N24AL-B	-
	Wet Bike	87-92	-	-	C60-N24AL-B	-
	Wet Bike	85-86	-	-	-	CHD4-12
	Jet Star 1250 (Boat)	88-90	-	-	C60-N24AL-B	-
	Jet Star 1260 (Boat)	91	-	-	C60-N24AL-B	-

WET JET INTERNATIONAL

cc	Model	Year	Factory Sealed, Maintenance Free	Sealed Maintenance Free	High Performance	Conventional
	All Models	All	PTX19BS-FS	PTX19-BS	CB16-B-LM	CB16-B

YAMAHA

cc	Model	Year	Factory Sealed, Maintenance Free	Sealed Maintenance Free	High Performance	Conventional
1800	FX	09-10	PTX19CLBS-FS	PTX19CL-BS	CB16CL-B	-
1100	VX	09-10	PTX19CLBS-FS	PTX19CL-BS	CB16CL-B	-
700	Superjet	09-10	PTX19CLBS-FS	PTX19CL-BS	CB16CL-B	-
	All Waverunne Models	87-09	PTX19CLBS-FS	PTX19CL-BS	CB16CL-B	-





Riding Mower Battery Applications

ALLIS-CHALMERS

Table with 2 columns: Model, Battery Type. Models include 405, 508, 608LTD, 611LTD, 611 Special, 611H, 613, 616 Special, 616H, 830 Sprint, T811, T816, 1036 Spirit.

ARIENS / GRAVELY

Table with 2 columns: Model, Battery Type. Models include 1330, 1332, 8028, 8530, 901000 & 912000 Series, 925000 & 927000 Series, 929001, 929002, GT17, 931001, 931006, GT20, 931010, 931018, HT16, YT10, YT11.

ATLAS TOOL & MFG. CO.

Table with 2 columns: Model, Battery Type. Models include ER2600, ER650, ER2680, ER3280.

BOLENS

Table with 2 columns: Model, Battery Type. Models include Husky 728, Husky 770, Husky 829.

BUNTON COMPANY

Table with 2 columns: Model, Battery Type. Models include 32-10BBS, 36-10BBS, 36H-10BBS, 52-10BBS, 52H-10BBS, Lawn Lark 36.

CARTER BROTHERS

Table with 2 columns: Model, Battery Type. Models include EZ-502, EZ-502C, EZ-702, EZ-702C.

CASE INTERNATIONAL

Table with 2 columns: Model, Battery Type. Models include 107, 108, 108XC, 110, 110XC, 116XC, 117, 118, 210, 220, 222, 226, 442, 448, 644, 646, 648, 80XC, M80.

DEERE & CO.

Table with 2 columns: Model, Battery Type. Models include 100, 108, 111, 112L, 116, 116H, 200, R72, R92, S82, S92.

DIXIE CHOPPER

Table with 2 columns: Model, Battery Type. Models include 5018, 5020, 5024, 6024.

E.T. RUGG CO.

Table with 2 columns: Model, Battery Type. Models include 5049-E2, 5049-E4, 5069-E, 5088-E.

ECONOMY TRACTOR

Table with 2 columns: Model, Battery Type. Model: PK1212.

FLOW-MOW MOWER COMPANY

Table with 2 columns: Model, Battery Type. Model: JETX 2668.

FORD MOTOR CO.

Table with 2 columns: Model, Battery Type. Models include LGT100, LGT120, LGT125, LGT145, LGT165, LT75, RMT66.

GARDEN WAY / TROY BUILT

Table with 2 columns: Model, Battery Type. Models include Pony (before 1996), Pony (After 1996), Troy-Built Rototiller.

GENERAL APPLIANCE MFG. CO.

Table with 2 columns: Model, Battery Type. Model: All Electric Starters.

GENERAL POWER

Table with 2 columns: Model, Battery Type. Models include 3-725-E7, 3-725-E8, 3-725-E9, WES725, WES725-FS.

GILSON

Table with 2 columns: Model, Battery Type. Models include GT14, GT14E, GT14HE, YT11E, YT11HE, YT12.5, YT12E.

GRAVLEY CORPORATION

Table with 2 columns: Model, Battery Type. Models include 1132, 1138, IHDE-126, IHDE-130, IHSE-126, 408.

HEILMAN ENTERPRISES

Table with 2 columns: Model, Battery Type. Models include 11-76, 11-77, 11-78, 8-76, 8-77, 220, 440, 445, 550, 555.

HUFFMAN MFG. CO. (HUFFY)

Table with 2 columns: Model, Battery Type. Models include H-270, H-360.

HULL INDUSTRIES

Table with 2 columns: Model, Battery Type. Model: TC30ER.

JACOBSEN/HOMELITE/HUSTLER

Table with 2 columns: Model, Battery Type. Models include 42642, 43020, 43032, 43037, 43043, Javelin MK11, RE-8E, 53107, 53146, 53148, 53200, 53215, 53275, 53300, 53330, GT12G, GT12H, 730-OLE, T-8.

JC PENNEY

Table with 2 columns: Model, Battery Type. Models include 931-2703, 931-2737, 931-5730.

J. I. CASE

Table with 2 columns: Model, Battery Type. Models include M-80, M-12.

KEES

Table with 2 columns: Model, Battery Type. Model: 48/60.

KUBOTA

Table with 2 columns: Model, Battery Type. Models include B4200, B5100, B5200, B6100, B620, B7100, G3200, G4200, G5200, G6200, PX2100.

LAWN BOY

Table with 2 columns: Model, Battery Type. Models include 333, 335, 5802, 5803, 7258E, 7259E, 7260E, 8227E, 8228E, 8229E, 8229EA, 8233E, 9303E, 9325ES, 9328E, 9328ES, 9365ES, 9368E, 9368ES, 9369ES (After 1975), 9329ES (After 1975), 9369ES & 9329ES (Thru 1975).

MINNEAPOLIS-MOLINE

Table with 2 columns: Model, Battery Type. Model: All Models.

MONTGOMERY WARD

Table with 2 columns: Model, Battery Type. Models include 99 & Under Series, 1300-1400 Series.

MORIDGE MFG., CO.

Table with 2 columns: Model, Battery Type. Models include 1210, 1622, 1822.

MTD PRODUCTS

Table with 2 columns: Model, Battery Type. Models include 300, 400, 500, 600 Series, 385, 410, 412, 465, 485, 489, 497, 387, 397, 455, 485, 495, 497, 525, 667, 760, 500, 525, 526, 600, 698, 775, 795, 796, (395, 760 From 1981), 700-800 Series.

MURRAY OHIO MFG., CO.

Table with 2 columns: Model, Battery Type. Models include 2523, 3033, 3035, 6-30502, 6-30502X4, 6-30702, 6-30702X4, 7-30502.

NOMA

Table with 2 columns: Model, Battery Type. Models include 321050... 321054, 328000... 328018, 360100, 36101.

POWER KING

Table with 2 columns: Model, Battery Type. Model: 1212.

ROOF MFG., CO.

Table with 2 columns: Model, Battery Type. Models include 492683, 493081, 493071.

ROOT MFG., CO.

Table with 2 columns: Model, Battery Type. Models include 30-N7-3, 830-E, 30-NB-E.

ROPER

Table with 2 columns: Model, Battery Type. Models include 96444, 96927, 96941, K522, K852, L722, L72256R, K9224AR, K922PRA, K9324AR, K932PRA, L8000AT.

SEARS

Table with 2 columns: Model, Battery Type. Models include 502.23365, 50223366, 502.2561128, 502.256050, 502.256051, 502.256060... 502.256063, 502.256070, 502.256071, 502.256080, 502.256081, 502.256120... 502.256126, 502.256130... 502.256132, 502.2561321, 502.2561576, 502.2561576, 502.256134, 502.256136A, 502.256138, 917.255260, 502.25617, 502.25619, 502.255270... 917.255273, 502.255330, 917.255340, 502.256135, 502.256136, 502.256137, 502.256140, 502.256141, 502.256142, 131.96927, 131.969310, 131.96941, 131.96970, 520.25800 (Thru 1966), 520.25710 (Thru 1966), 520.25538 (Thru 1966), 536.250820...536.250823, 536.25087, 536.250920...536.250922, 536.255110, 536.255112, 536.255113, 536.255212, 536.255220, 536.255221, 536.255230...536.255232, 536.255240, 536.255250, 536.657020, 536.657040, 536.657060, 536.657080, 536.658080, 536.963100, 917.250740, 917.255120, 917.25424, 917.25431, 917.25435, 917.25474, 917.255121, 917.259180, 917.25541, 917.25558, 917.25582, 917.25932.

SIMPLICITY

Table with 2 columns: Model, Battery Type. Models include 3008, 3008-3, 99075.

SNAPPER

Table with 2 columns: Model, Battery Type. Models include All Walk Behind Mowers (Electric Start).

SPEEDEX TRACTOR CO.

Table with 2 columns: Model, Battery Type. Models include 1020, 103, 1240, 1240M, 1320, 1330, 1632, 1640, 1640M, 1722, 1822, 820, 840, S-17, S-18.

SWISHER

Table with 2 columns: Model, Battery Type. Model: 18Hp/32.

TRU-TEST

Table with 2 columns: Model, Battery Type. Models include 2-832E5, 6-1036E5, 3-83DE-5, 7-1036DE-5, WDE-10365, WDE-8325, WE-10365, WE-8325.

TURFMASTER

Table with 2 columns: Model, Battery Type. Models include 12/36, 12/39.

VOELLER, INC.

Table with 2 columns: Model, Battery Type. Model: SS-7.

WESTERN INT L. (DYNAMARK)

Table with 2 columns: Model, Battery Type. Models include 320800, 328000, 361000, 361100, 361102... 361107, 361113, 361114, 421101, 456301.

WHEEL HORSE / TORO

Table with 2 columns: Model, Battery Type. Models include 108-3, 108-5, 111-5 (1985), A85, A115 (1984), 11-32, 11-38, 11-44, 57300, 57351, 57356, 57360, 7-25, TE10, TE12, Grandmaster 117.

WHITE OUTDOOR PRODUCTS

Table with 2 columns: Model, Battery Type. Models include FST-16, GT-185, -205, -1000, LT-125, -155, -160, -165, GT1000, R80, T100, T80, T800, T85.

WOODS

Table with 2 columns: Model, Battery Type. Model: 1250, 1850.

YARD MAN INC.

Table with 2 columns: Model, Battery Type. Models include 13420, 3730, Beetle.

Please see battery cross reference chart on page 5 for optional upgrades.



Nut & Bolt Kits (for super sport series brand batteries)

PART #	DESIGN	BATTERY TYPE
MCB-01		CB4L-A, CB4L-B, CB9L-A2
MCB-02		6N6-3B, 6N6-3B-1, 6CB8L-B, 12N5-3B, 12N5-4B, 12N5.5-3B, 12N5.5-4A, 12N5.5A-3B, CB3L-A, CB3L-B, CB5L-B
MCB-03		CB12AL-A2
MCB-04		12N11-3A-1, 12N14-3A, CB10A-A2, CB10L-A2, CB10L-B2, CB12B-B2, CB12C-A, CB14A-2, CB14A-A2, CB14B-2, CB14L-A2, CB14L-B2, SCB14L-A2, SCB14L-B2, CB16AL-A2, HCB16A-AB, CB18-A, CB18L-A, C50-N18A-A, SC50-N18L-AT, C50-N18L-A-LM
MCB-05		CB16CL-B
MCB-06		6N11-2D, 6N11A-1B, 6N12A-2D, B38-6A, B54-6, 12N7-4A, 12N7-3B, 12N7D-3B, 12N7-4B, 12N9-3A-1, 12N9-3B, 12N9-4B-1, 12N10-3A, 12N10-3A-1, 12N12A-4A-1, CB7-A, CB7C-A, CB7L-B, CB9-B, CB9A-A, CB9L-B, CB12A-A, CB12AL-A, CB12A-B, CB14L-A1, CB16-B, CB16L-B, CB16-B-LM, CB16HL-A-LM, PT9A-BS
MCB-09		CHD4-12, C60-N24-A, C60-N24L-A, C60-N24AL-B, 51814, 51913, 53030





Nut & Bolt Kits (for super sport series brand batteries)

PART #	DESIGN	BATTERY TYPE
MCB-10		CB16B-A, CB16B-A1, C50-N18L-A3
MCB-11		PTX20-BS, PTX20CH-BS
MCB-12		PTZ5S, PT6B-3, PT7B-4, PTZ7S
MCB-13		12N24-3, U1(9), U1R(9), 51913-FS, P11U1LD-FS
MCB-14		PTX7ABS-FS, PT9B-4, PTX9BS-FS, PT12B-4, PTX12BS-FS, PT14B-4, PTX14BS-FS, PTX14LBS-FS, PTX14AHBS-FS, PTX14AHLBS-FS, PTX15LBS-FS, PTX19BS-FS, PTX19LBS-FS, PTX19CLBS-FS, PIX30CLBS-FS, PTX7A-BS, PTX9-BS, PTX12-BS, PTX14-BS, PTX14AH-BS, PTX14AHL-BS, PTX14L-BS, PTX16-BS, PTX19-BS, PTX19L-BS, PTX19CL-BS, PIX30CL-BS
MCB-15		B39-6
MCB-17		PIX20BS-FS, PTX20LBS-FS, PIX30LBS-FS, PIX50LBS-FS, PTX15L-BS, PTX18L-BS, PIX30L-BS, PIX50-BS, PIX50L-BS



Nut & Bolt Kits (for super sport series brand batteries)

PART #	DESIGN	BATTERY TYPE
MCB-19		PTX16-BS-1
MCB-20		PTX20L-BS
MCB-21		PTX4LBS-FS, PTX5LBS-FS, PT6.5L-BS, PTX7LBS-FS, PTX4L-BS, PTX5L-BS, PTX7L-BS
MCB-22		PTZ10S, PTZ12S, PTZ14S, PTR9-BS, PTX12A-BS
MCB-23		CB30L-B, CB30CL-B
MCB-24		CB10L-B, CB14A-A







Filling Caps For Conventional Type Batteries
(for super sport series brand batteries)

PART #	DESIGN	BATTERY TYPE
MCC-01		C60-N24-A, C60-N24L-A, C60-N24L-B, 53030
MCC-02		6N4-2A, 6N4-2A-2, 6N4-2A-3, 6N4-2A-4, 6N4-2A-5, 6N4-2A-8 (6), 6N4B-2A, 6N4B-2A-3, 6N4B-2A-5, 6N6-3B, 6N6-3B-1, 6CB8L-B, 6N11A-1B, B38-6A, 12N5-3B, 12N5-4B, 12N5.5-3B, 12N5.5-4A, 12N7-4A, 12N7-3B, 12N7-4B, 12N9-3A-1, 12N9-3B, 12N9-4B-1, 12N10-3A, 12N10-3A-1, 12N14-3A, CB2.5L-C, CB2.5LC-1, CB3L-A, CB3L-B, CB4L-A, CB4L-B, CB5L-B, CB7-A, CB7L-B, CB9-B, CB9A-A, CB9L-A2, CB9L-B, CB10A-A2, CB10L-A2, CB10L-B, CB10L-B2, CB12AL-A2, CB14A-2, CB14A-A, CB14A-A2, CB14-B2, CB14L-A1, CB14L-A2, CB14L-B2, SCB14L-A2, SCB14L-B2, CB16AL-A2, HCB16A-AB, C50-N18A-A, C50-N18L-A3, SC50-N18L-AT, C50-N18L-A-LM
MCC-03		12N12A-4A-1, CB12A-A, CB12A-B, CB16-B, CB16CL-B, CB16L-B, CB16-B-LM
MCC-04		6N12A-2D, B54-6, 12N7D-3B, 12N11-3A-1, CB16B-A, CB16B-A1
MCC-05		CB7C-A
MCC-06		CB30L-B, CB30CL-B, 51814, 51913
MCC-07		6N2-2A, 6N2-2A-1, 6N2-2A-3, 6N2-2A-4, 6N2-2A-8, 6N2A-2C, 6N2A-2C-3, 6N4A-4D, 6N4C-1B, 6N5.5-1D, 6N5.5-1D-1, 6N6-1B, 6N6-1D-2, 6N11-2D, 12N5.5A-3B, CB12B-B2, CB12C-A, CB18-A, CB18L-A, CB16HL-A-LM

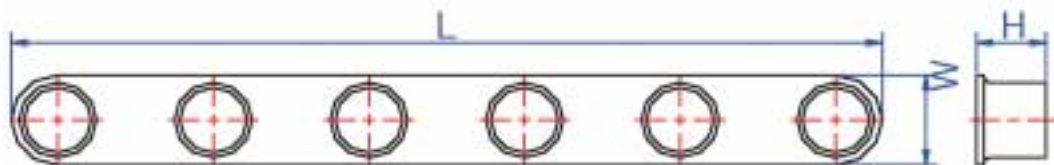


Filling Caps For Conventional Type Batteries (for super sport series brand batteries)

PART #	DESIGN	BATTERY TYPE
MCC-10		12N24-3
MCC-14		B39-6
MCC-16		PTX4B-BS
MCC-17		CHD4-12

Sealing Strips for sealed maintenance Free Batteries (for super sport series brand batteries)

PART #	BATTERY TYPE	SIZE(LxWxH)MM
MCS-03	PTX19-BS, PTX19L-BS, PTX19CL-BS	156x18x13
MCS-05	PTR4A-BS	100x15x9
MCS-08	PTX7A-BS, PT9A-BS, PTR9-BS, PTX9-BS, PTX12-BS, PTX12A-BS, PTX14-BS, PTX14L-BS, PTX16-BS, PTX16-BS-1	135x16x10
MCS-09	PTX4L-BS, PTX5L-BS, PT6.5L-BS, PTX7L-BS	104.5x15.5x12
MCS-10	PIX30L-BS, PIX30CL-BS	152.4x17.9x13
MCS-11	PTX15L-BS, PTX20-BS, PTX20CH-BS, PTX20L-BS	155.4x15.4x12.4
MCS-12	PTX14AH-BS, PTX14AHL-BS	116.6x11x11
MCS-13	PTX18L-BS, PIX50-BS, PIX50L-BS	183.2x18.2x13



Other Battery Hardware (for super sport series brand batteries)

PART #	BATTERY TYPE
MC101	Harley Davidson Battery Cable Adapter
MC102	Water Sensor for C50N18L-A3
MC103	Water Sensor for All Models Except C50-N18L-A3



BATTERY SITTER

PART #	ITEM
MCA12C	Battery Sitter Charger/Tester



POWERPSONIC
Battery Sitter

- Diagnoses, De-sulfates, Charges, Tests and Maintains
- Slow Charges at 600mA, Avoiding Damage to Battery
- One Unit for Conventional, AGM and Gel Type Batteries
- Designed to Work on All 12 Volt Batteries, 2.5-32 Amps
- 100% Automatic and Safe

POWERSPORTS BATTERY RACK

PART #	ITEM
MCR01	Three Tier Powersports Battery Rack

Our heavy duty, easy to assemble Three tier design battery rack, is a perfect way to professionally display the Power-Sonic Super Sport Series Line.

This rack also makes a great sales and promotional tool, which can be used when setting up new inventories.


Comes complete with a colorful header board, which will definitely help this attractive display get noticed!



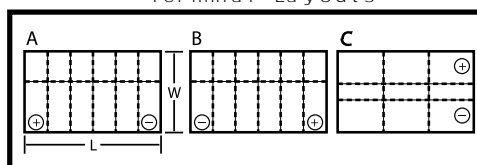


Import Automotive Battery Specifications

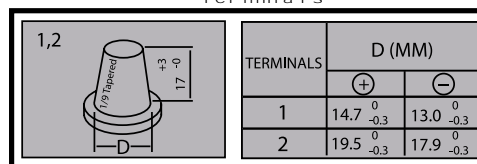
Battery Type	Voltage (V)	Capacity at 20HR (Ah)	CCA	Aprx. Weight w/o Acid (Lbs.)	Terminal Type	Dimensions- Inches (+/- 1/16 In.)			Dimensions- Millimeters (+/- 2 mm.)			Terminal Height	Assembly Figure (per cover polarity)	Handle Type	
						Length	Width	Height	Length	Width	Height				
P-NS40Z	12	35	250	16	1	7 11/16	5 1/16	7 3/4	8 9/16	195	128	197	218	A	Plastic
P-NS40ZL	12	35	250	16	1	7 11/16	5 1/16	7 3/4	8 9/16	195	128	197	218	B	Plastic
P-NS40Z(S)	12	35	240	16	2	7 11/16	5 1/16	7 3/4	8 9/16	195	128	197	218	A	Plastic
P-NS40ZL(S)	12	35	240	16	2	7 11/16	5 1/16	7 3/4	8 9/16	195	128	197	218	B	Plastic
P-NS60	12	45	315	20	1	9 1/4	5 1/4	7 13/16	8 1/2	236	133	198	215	A	Plastic
P-NS60L	12	45	315	20	1	9 1/4	5 1/4	7 13/16	8 1/2	236	133	198	215	B	Plastic
P-NS60(S)	12	45	305	20	2	9 1/4	5 1/4	7 13/16	8 1/2	236	133	198	215	A	Plastic
P-NS60L(S)	12	45	305	20	2	9 1/4	5 1/4	7 13/16	8 1/2	236	133	198	215	B	Plastic
P-NS100	12	85	630	38	2	15 15/16	6 13/16	8 1/8	9 1/8	405	173	206	232	A	Rope
P-NS120	12	110	750	50	2	19 15/16	7 1/8	8 3/8	9 3/4	507	180	213	247	C	Rope
P-NS200	12	170	1100	89	2	19 15/16	10 1/2	8 1/2	9 7/16	507	267	216	240	C	Rope



Terminal Layouts



Terminals



Battery Buying Guide- Top 25 Selling Batteries Representing 76% of the Total Sales in the Replacement Market Segment

Position	Power-Sonic Super Sport Part #	% of Coverage in Powersport Industry	Model Fitment Information		Personal Watercraft	Snow Mobile	Utility Vehicle	Scooter	Lawn & Garden
			Motorcycle	ATV					
1	PTX5L-BS	8.0%	44%	34%	-	-	-	22%	-
2	CB14A-A2	6.9%	-	88%	-	6%	3%	-	3%
3	PTX14-BS	6.7%	72%	26%	-	-	-	2%	-
4	PTX4L-BS	6.6%	39%	37%	-	-	-	21%	3%
5	CB16CL-B	5.1%	-	33%	54%	-	13%	-	-
6	PTX7A-BS	4.6%	25%	50%	-	-	-	25%	-
7	PTX9-BS	4.5%	77%	21%	-	-	-	2%	-
8	PTX20L-BS	3.9%	56%	13%	27%	2%	2%	-	-
9	C50-N18L-A3	3.4%	48%	5%	-	38%	-	-	9%
10	12N14-3A	3.3%	29%	-	-	-	-	-	71%
11	CB14L-A2	3.1%	71%	2%	-	9%	-	-	18%
12	PTX12-BS	2.9%	75%	20%	-	-	-	5%	-
13	PTX7L-BS	2.1%	100%	-	-	-	-	-	-
14	PTZ10S	1.8%	84%	8%	-	-	-	8%	-
15	PTX14AH-BS	1.5%	-	88%	-	6%	3%	-	3%
16	PTX19CL-BS	1.5%	-	33%	54%	-	13%	-	-
17	PT7B-4	1.4%	80%	20%	-	-	-	-	-
18	CB12A-A	1.4%	80%	5%	-	-	-	-	15%
19	12N9-4B-1	1.3%	100%	-	-	-	-	-	-
20	CB30L-B	1.3%	33%	34%	-	-	33%	-	-
21	PTZ7S	1.2%	87%	13%	-	-	-	-	-
22	12N12A-4A-1	1.2%	73%	-	-	-	-	-	27%
23	PT14B-4	0.8%	100%	-	-	-	-	-	-
24	PT12B-4	0.8%	100%	-	-	-	-	-	-
25	PTX12A-BS	0.7%	87%	-	-	-	-	13%	-

Notes



POWER *PS* SONIC®

Super Sport Series

**Powerful stuff
comin' at ya!**



- **OEM Qualified Supplier to the Powersports Industry**
- **Yamaha Tested & Approved**
- **Excellent Quality**
- **Competitively Priced**
- **Batteries For Every Powersport Application**



**For more information contact your local
Power-Sonic Battery Distributor or call (619)661-2030**

Phone - (619) 661-2020

Fax - (619) 661-3650

Customer Service - (619) 661-2030

Customer Service Fax - (619) 661-3648

7550 Panasonic Way

San Diego, CA 92154

www.power-sonic.com

PRINTED IN USA 10M, 3/2009

